

Taxing Wages - Portugal

Tax on labour income

The **tax wedge** is a measure of the tax on labour income, which includes the tax paid by both the employee and the employer.

TAX WEDGE ON LABOUR INCOME

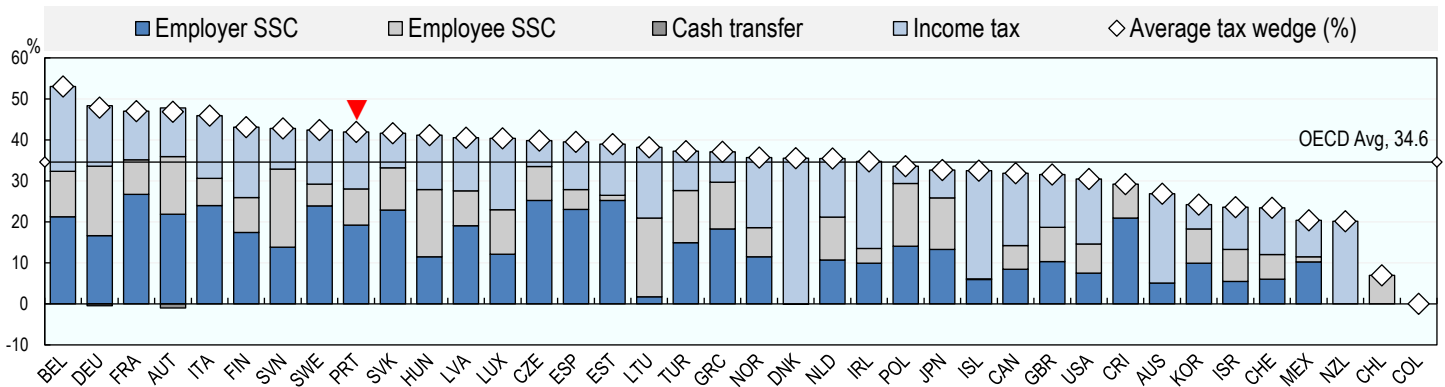
$$\frac{((\text{Personal income tax} + \text{employee and employer social security contributions (SSCs)}) - \text{Family Benefits})}{(\text{Total labour costs (gross wages} + \text{employer SSCs)})}$$

Single worker

The tax wedge for the average single worker in Portugal remained unchanged at 41.9% in 2021 and 2022. The OECD average tax wedge in 2022 was 34.6% (2021, 34.6%). In 2022, Portugal had the 9th highest tax wedge among the 38 OECD member countries, compared with 10th in 2021.

In Portugal, income tax and employer social security contributions combine to account for 79% of the total tax wedge, compared with 77% of the total OECD average tax wedge.

Average tax wedge: average single worker, no children



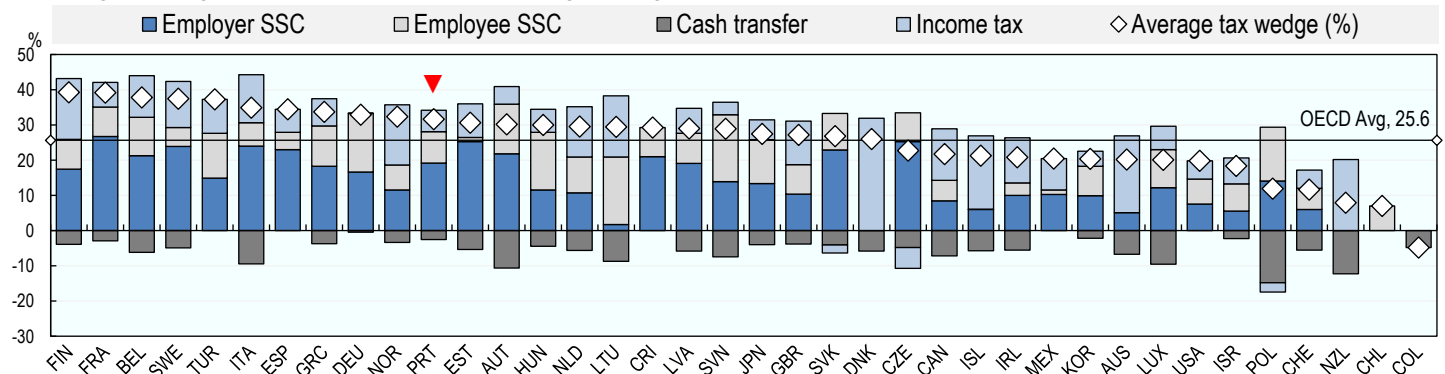
One-earner married couple with two children

The tax wedge for a worker with children may be lower than for a worker on the same income without children, since most OECD countries provide benefits to families with children through cash transfers and preferential tax provisions.

Portugal had the 11th highest tax wedge in the OECD for an average married worker with two children at 31.6% in 2022, which compares with the OECD average of 25.6%. The country occupied the 13th highest position in 2021.

Child related benefits and tax provisions tend to reduce the tax wedge for workers with children compared with the average single worker. In Portugal in 2022, this reduction (10.3 percentage points) was greater than the OECD average (8.9 percentage points).

Average tax wedge: One-earner married couple at average earnings, 2 children



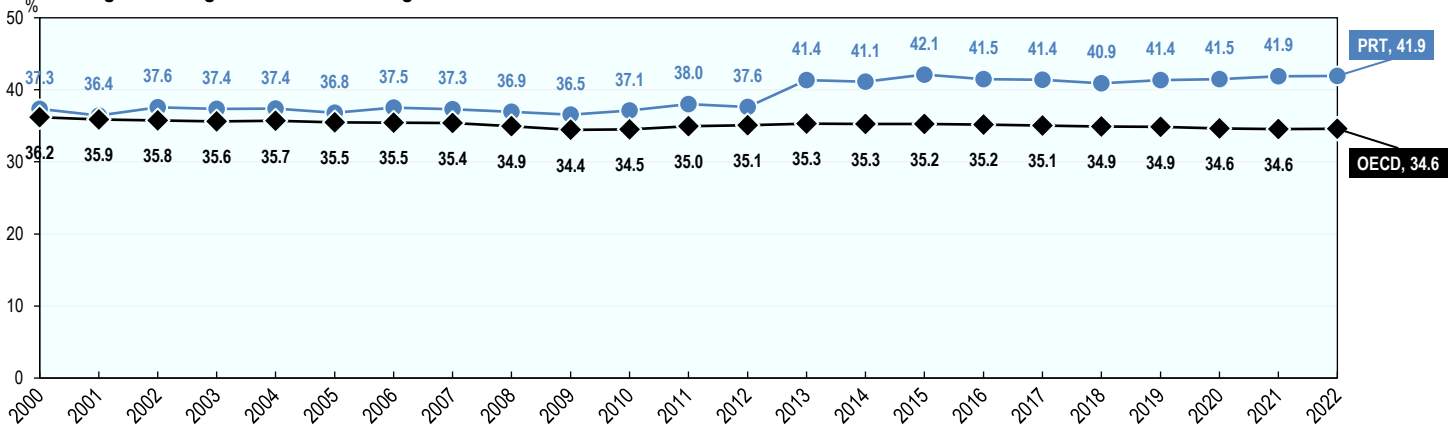


Tax wedge trends between 2000 and 2022

In Portugal, the tax wedge for the average single worker increased by 4.6 percentage points from 37.3% to 41.9% between 2000 and 2022. During the same period, the average tax wedge across the OECD decreased by 1.6 percentage points from 36.2% to 34.6%.

Between 2009 and 2022, the tax wedge for the average single worker increased by 5.4 percentage points in Portugal. During this same period, the tax wedge for the average single worker across the OECD increased slowly to 35.3% in 2013 and 2014 before decreasing back to 34.6% in 2022.

Average tax wedge over time for a single worker



Employee tax on labour income

The employee net average tax rate is a measure of the net tax on labour income paid directly by the employee.

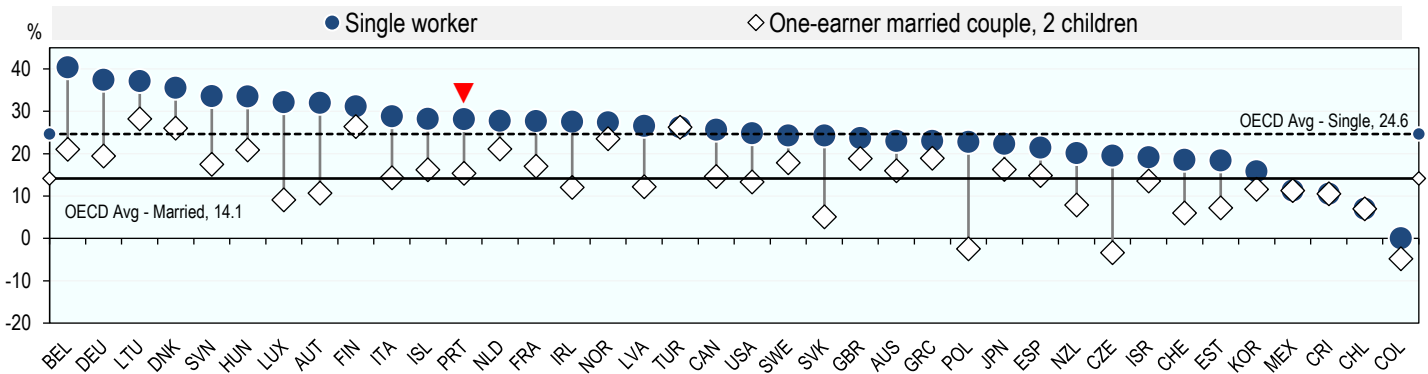
EMPLOYEE NET AVERAGE TAX RATE

$$\frac{(\text{Employee personal income tax and employee social security contributions}) - \text{Family Benefits}}{\text{Gross wages}}$$

In Portugal, the average single worker faced a net average tax rate of 28.1% in 2022, compared with the OECD average of 24.6%. In other words, in Portugal the take-home pay of an average single worker, after tax and benefits, was 71.9% of their gross wage, compared with the OECD average of 75.4%.

Taking into account child related benefits and tax provisions, the employee net average tax rate for an average married worker with two children in Portugal was 15.4% in 2022, which is the 18th highest in the OECD, and compares with 14.1% for the OECD average. This means that an average married worker with two children in Portugal had a take-home pay, after tax and family benefits, of 84.6% of their gross wage, compared to 85.9% for the OECD average.

Employee net average tax rate



Contacts

Kurt Van Dender

Centre for Tax Policy and Administration
Acting Head, Tax Policy and Statistics
Kurt.VanDender@oecd.org

Alexander Pick

Centre for Tax Policy and Administration
Acting Head, Tax Data & Statistical Analysis Unit
Alexander.Pick@oecd.org

Leonie Cedano

Centre for Tax Policy and Administration
Statistician/Junior Analyst
Leonie.Cedano@oecd.org