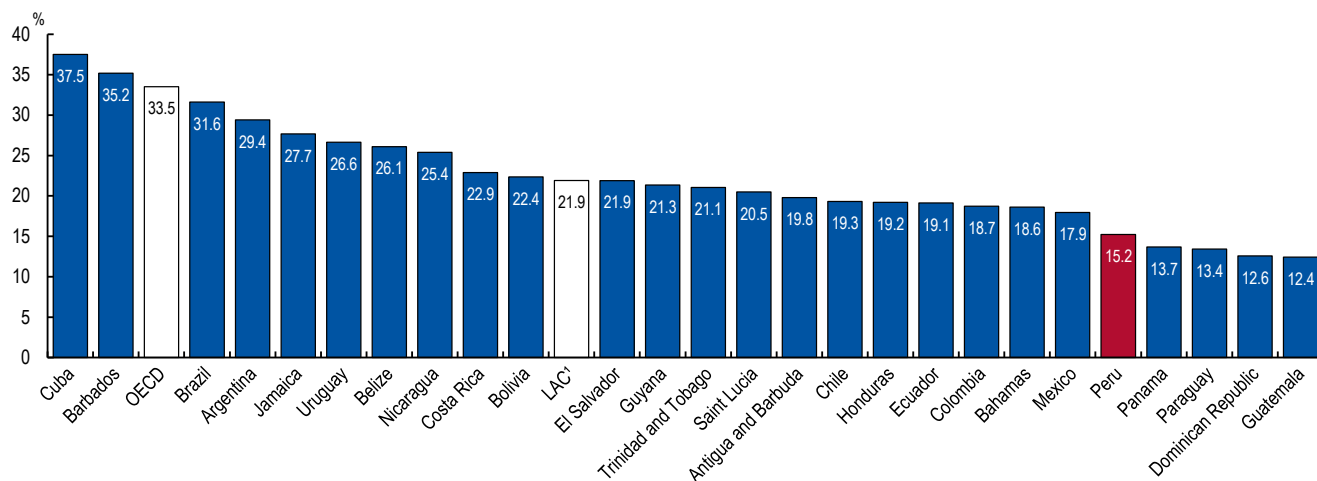


Revenue Statistics in Latin America and the Caribbean 2022 - Peru

Tax-to-GDP ratio

Tax-to-GDP ratio compared to other Latin American and Caribbean (LAC) countries and regional averages, 2020

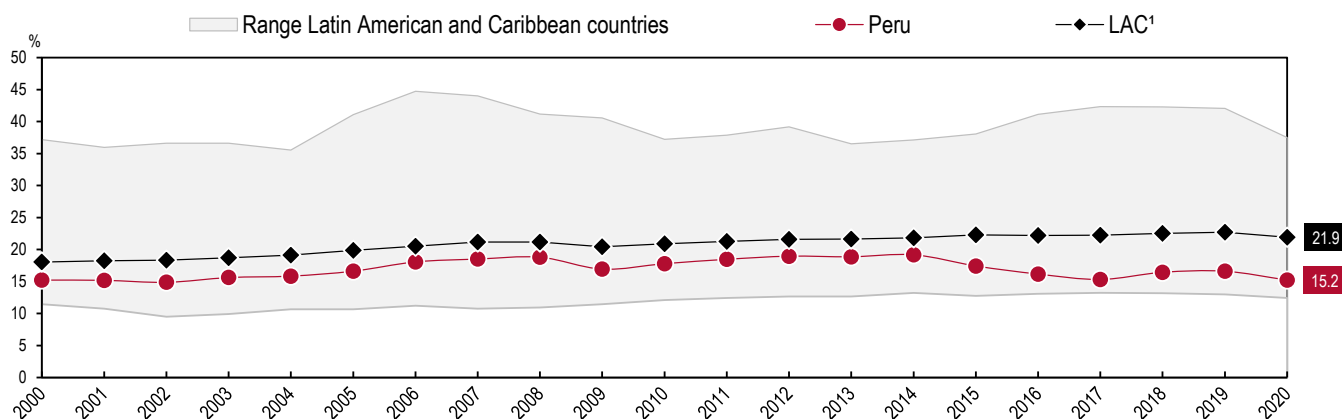
Peru's tax-to-GDP ratio in 2020 (15.2%) was below the LAC average (21.9%)¹ in this year's Revenue Statistics in Latin America and the Caribbean publication by 6.7 percentage points and below the OECD average (33.5%).



1. Represents the unweighted average of 26 Latin American and Caribbean countries included in this publication and excludes Venezuela due to data availability issues.

Tax-to-GDP ratio over time

The tax-to-GDP ratio in Peru decreased by 1.4 percentage points from 16.6% in 2019 to 15.2% in 2020. In comparison, the LAC average decreased by 0.8 percentage points between 2019 and 2020 to 21.9%. Over a longer time period, the LAC average has increased by 3.9 percentage points, from 18.0% in 2000 to 21.9% in 2020, whereas over the same period the tax-to-GDP ratio in Peru has did not change by 0.0 percentage points, from 15.2% to 15.2%. Since 2000, the highest tax-to-GDP ratio in Peru was 19.2% in 2014, and the lowest was 14.9% in 2002.



1. Represents the unweighted average of 26 Latin American and Caribbean countries included in this publication and excludes Venezuela due to data availability issues.

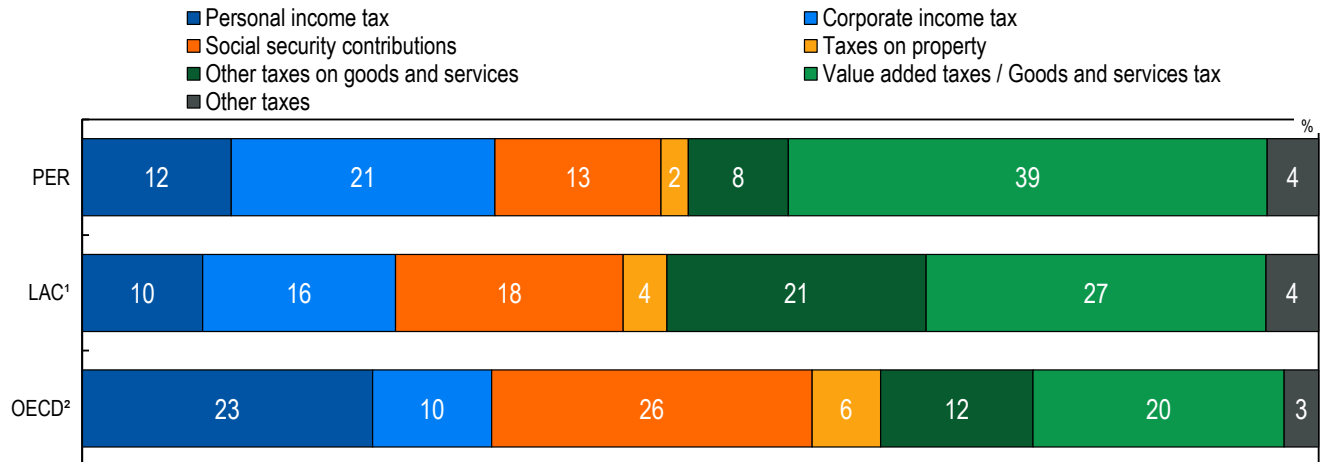
In the OECD classification the term "taxes" is confined to compulsory unrequited payments to general government. Taxes are unrequited in the sense that benefits provided by government to taxpayers are not normally in proportion to their payments. <http://www.oecd.org/tax/tax-policy/oecd-classification-taxes-interpretative-guide.pdf>



Tax structures

Tax structure compared to the regional averages

Tax structure refers to the share of each tax revenue category in total tax revenues. The highest share of tax revenues in Peru in 2020 was derived from value added taxes / goods and services tax (38.7%). The second-highest share of tax revenues in 2020 was derived from corporate income tax (21.3%).



1. Represents the unweighted average of 26 LAC countries included in this publication and excludes Venezuela due to data availability issues. Ecuador is excluded from the LAC average for CIT and PIT revenue as a sufficient breakdown is not available.

2. Data for 2019 are used for the OECD average as the 2020 data are not available. All figures within the chart are rounded.

Summary of the tax structure in Peru

	Tax revenues in national currency			Tax structure in Peru		
	Peruvian Sol, Millions			% in GDP		
	2019	2020	Δ	2019	2020	Δ
Taxes on income, profits and capital gains ¹	46 753	40 124	- 6 629	6.1	5.6	- 0.5
<i>of which</i>						
Personal income, profits and gains	14 744	13 182	- 1 562	1.9	1.8	- 0.1
Corporate income, profits and gains	29 449	23 352	- 6 097	3.8	3.3	- 0.5
Social security contributions	15 453	14 680	- 773	2.0	2.0	0.0
Taxes on property	3 063	2 418	- 645	0.4	0.3	- 0.1
Taxes on goods and services	60 366	51 219	- 9 147	7.8	7.1	- 0.7
<i>of which</i>						
Value added taxes / Goods and services tax	49 197	42 377	- 6 821	6.4	5.9	- 0.5
Taxes on specific goods and services	10 867	8 602	- 2 265	1.4	1.2	- 0.2
<i>of which</i>						
Excises	8 668	7 231	- 1 437	1.1	1.0	- 0.1
Customs and import duties	1 424	1 159	- 266	0.2	0.2	0.0
Other taxes ²	2 353	974	- 1 379	0.3	0.1	- 0.2
TOTAL	127 989	109 416	- 18 573	16.6	15.2	- 1.4

1. The revenue from taxes on income, profits and gains may not add up to the sum of revenue from personal income tax and corporate income tax due to revenue that could not be allocated to these categories.

2. In this country note, "other taxes" is calculated as total tax minus taxes on income, profits and capital gains, social security contributions, taxes on property and taxes on goods and services. It includes taxes on payroll and workforce, and other taxes (as defined in the OECD Interpretative Guide).

Tax revenue includes net receipts for all levels of government; figures in the table may not sum to the total indicated due to rounding.

