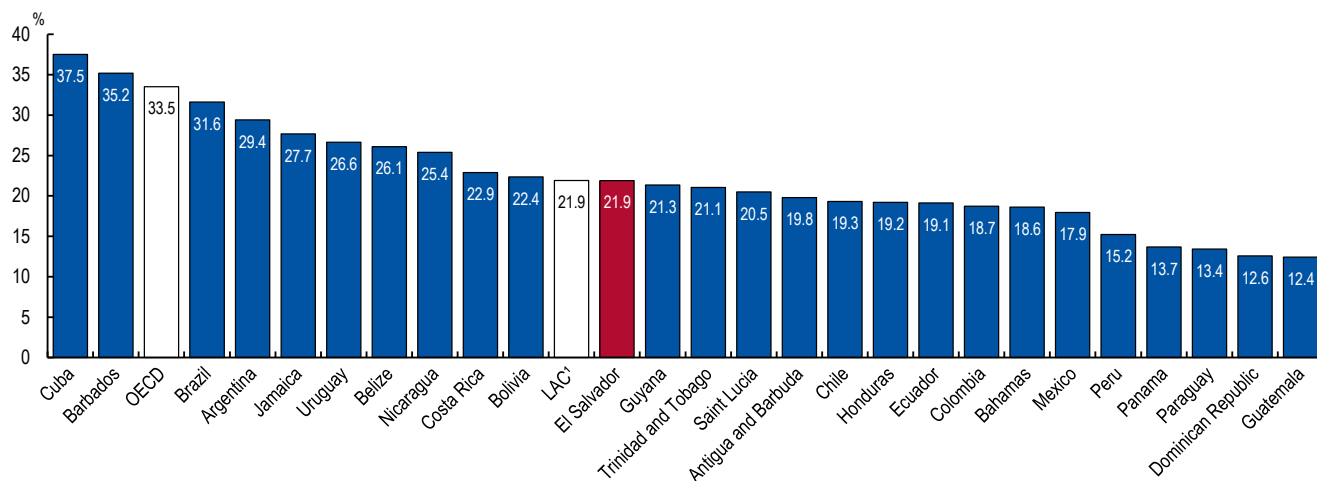


## Revenue Statistics in Latin America and the Caribbean 2022 - El Salvador

### Tax-to-GDP ratio

#### Tax-to-GDP ratio compared to other Latin American and Caribbean (LAC) countries and regional averages, 2020

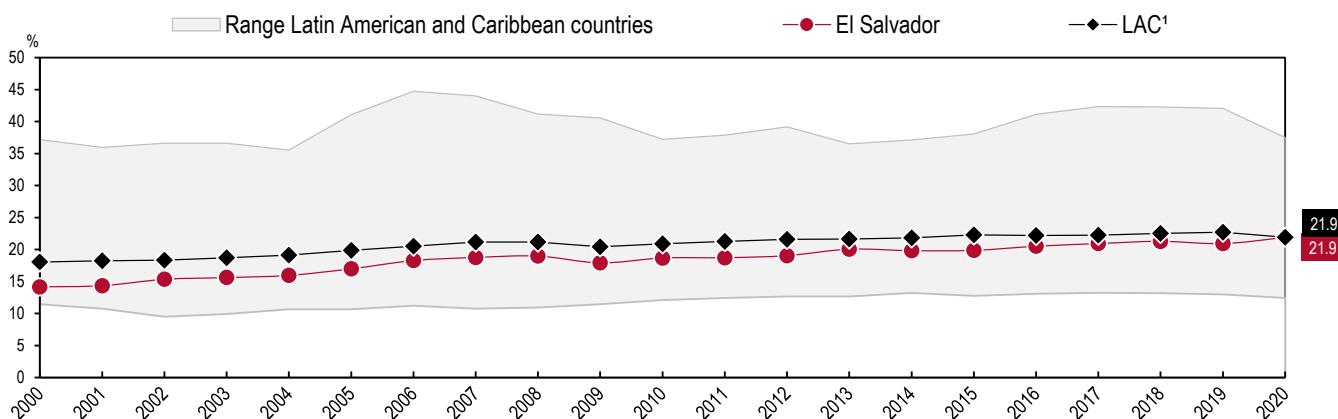
El Salvador's tax-to-GDP ratio in 2020 (21.9%) was the same as the LAC average (21.9%)<sup>1</sup> in this year's Revenue Statistics in Latin America and the Caribbean publication but below the OECD average (33.5%).



1. Represents the unweighted average of 26 Latin American and Caribbean countries included in this publication and excludes Venezuela due to data availability issues.

#### Tax-to-GDP ratio over time

The tax-to-GDP ratio in El Salvador increased by 1.0 percentage points from 20.9% in 2019 to 21.9% in 2020. In comparison, the LAC average decreased by 0.8 percentage points between 2019 and 2020 to 21.9%. Over a longer time period, the LAC average has increased by 3.9 percentage points, from 18.0% in 2000 to 21.9% in 2020, whereas over the same period the tax-to-GDP ratio in El Salvador has increased by 7.7 percentage points, from 14.2% to 21.9%. Since 2000, the highest tax-to-GDP ratio in El Salvador was 21.9% in 2020, and the lowest was 14.2% in 2000.



1. Represents the unweighted average of 26 Latin American and Caribbean countries included in this publication and excludes Venezuela due to data availability issues.

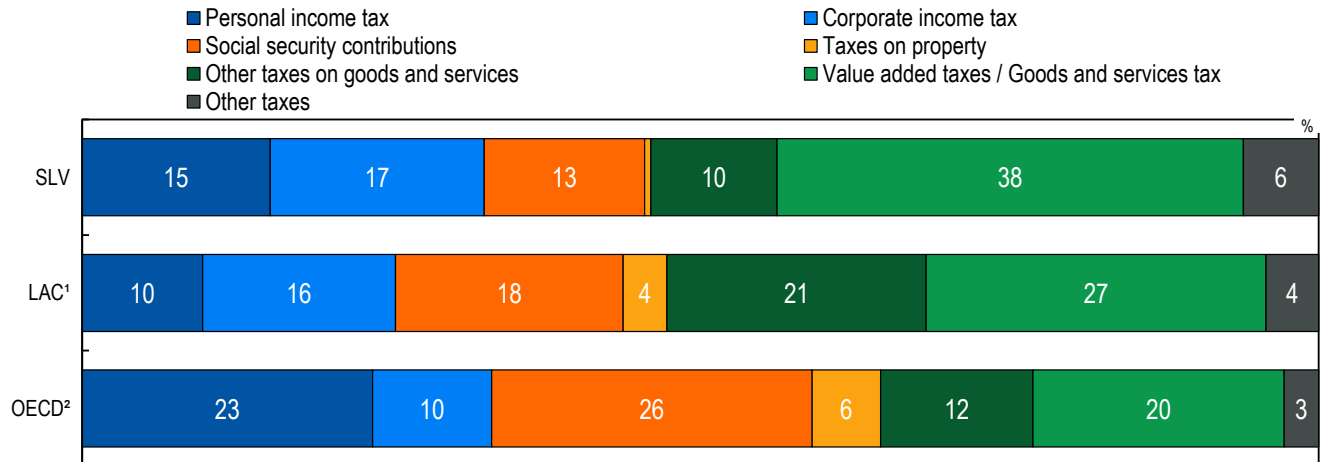
In the OECD classification the term "taxes" is confined to compulsory unrequited payments to general government. Taxes are unrequited in the sense that benefits provided by government to taxpayers are not normally in proportion to their payments. <http://www.oecd.org/tax/tax-policy/oecd-classification-taxes-interpretative-guide.pdf>



## Tax structures

### Tax structure compared to the regional averages

Tax structure refers to the share of each tax revenue category in total tax revenues. The highest share of tax revenues in El Salvador in 2020 was derived from value added taxes / goods and services tax (37.7%). The second-highest share of tax revenues in 2020 was derived from corporate income tax (17.3%).



1. Represents the unweighted average of 26 LAC countries included in this publication and excludes Venezuela due to data availability issues. Ecuador is excluded from the LAC average for CIT and PIT revenue as a sufficient breakdown is not available.

2. Data for 2019 are used for the OECD average as the 2020 data are not available. All figures within the chart are rounded.

### Summary of the tax structure in El Salvador

	Tax revenues in national currency			Tax structure in El Salvador		
	US Dollar, Millions			% in GDP		
	2019	2020	Δ	2019	2020	Δ
Taxes on income, profits and capital gains <sup>1</sup>	1 959	1 954	- 4	7.3	7.9	+ 0.6
<i>of which</i>						
Personal income, profits and gains	836	820	- 16	3.1	3.3	+ 0.2
Corporate income, profits and gains	922	934	+ 11	3.4	3.8	+ 0.4
Social security contributions	722	700	- 23	2.7	2.8	+ 0.1
Taxes on property	44	27	- 17	0.2	0.1	- 0.1
Taxes on goods and services	2 777	2 584	- 193	10.3	10.5	+ 0.2
<i>of which</i>						
Value added taxes / Goods and services tax	2 109	2 033	- 76	7.8	8.3	+ 0.5
Taxes on specific goods and services	638	528	- 110	2.4	2.1	- 0.3
<i>of which</i>						
Excises	393	336	- 57	1.5	1.4	- 0.1
Customs and import duties	232	187	- 45	0.9	0.8	- 0.1
Other taxes <sup>2</sup>	127	128	0	0.5	0.5	0.0
<b>TOTAL</b>	<b>5 629</b>	<b>5 392</b>	<b>- 237</b>	<b>20.9</b>	<b>21.9</b>	<b>+ 1.0</b>

1. The revenue from taxes on income, profits and gains may not add up to the sum of revenue from personal income tax and corporate income tax due to revenue that could not be allocated to these categories.

2. In this country note, "other taxes" is calculated as total tax minus taxes on income, profits and capital gains, social security contributions, taxes on property and taxes on goods and services. It includes taxes on payroll and workforce, and other taxes (as defined in the OECD Interpretative Guide).

Tax revenue includes net receipts for all levels of government; figures in the table may not sum to the total indicated due to rounding.

