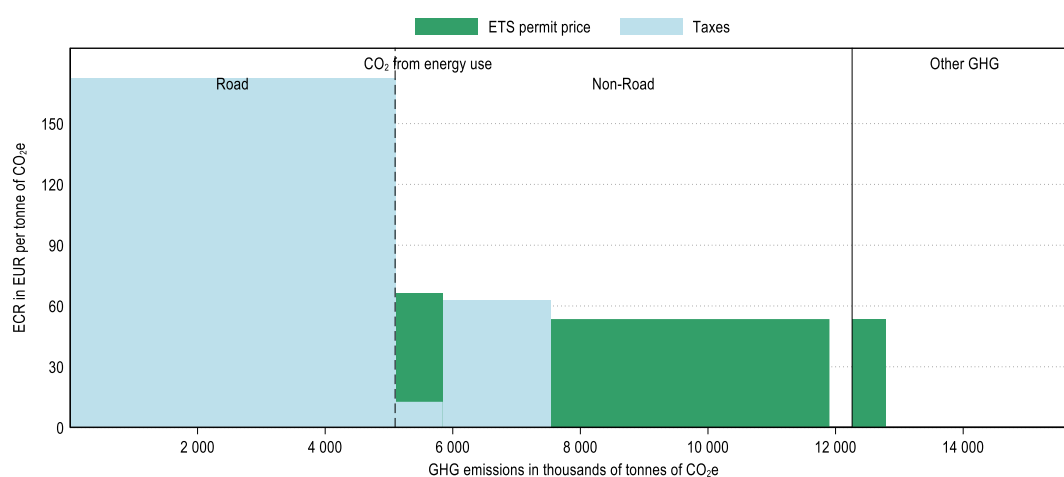


## Slovenia

Slovenia's greenhouse gas (GHG) emissions mainly consist in CO<sub>2</sub> emissions from energy use (78%). In 2021, these emissions are priced through fuel excise taxes, carbon taxes and the European Union Emissions Trading System (EU ETS). Slovenia priced about 97% of its carbon emissions from energy use and about 56% were priced at an ECR above EUR 60 per tonne of CO<sub>2</sub> (see Figure 3). Emissions priced at this level mainly originated from the road transport, industry and buildings sectors as well as the agriculture and fisheries sector. The majority of unpriced emissions from energy use were from the industry sector (Figure 2). The EU ETS covered about 15% of other GHG emissions<sup>1</sup>, which made up about 22% of national emissions (see Figure 1).

**Figure 1. Average effective carbon rates in Slovenia in 2021**

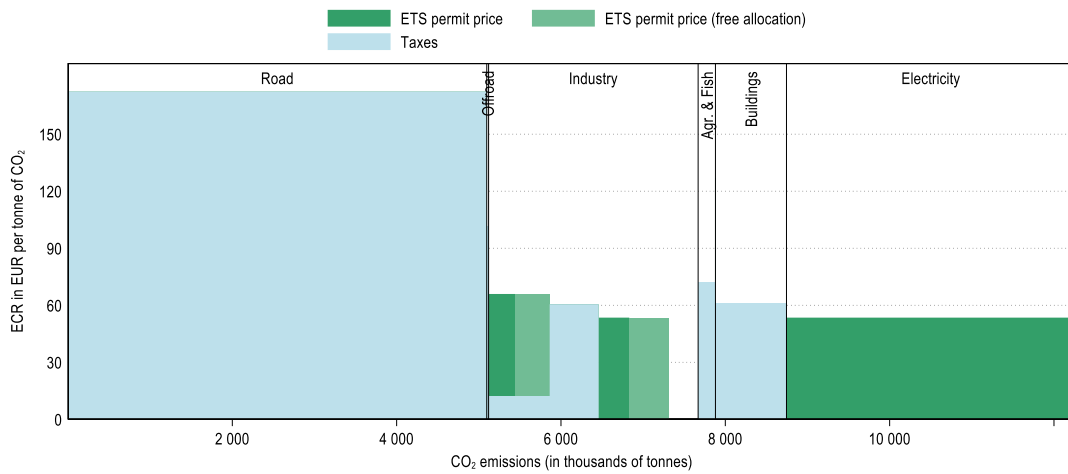
CO<sub>2</sub> emissions from energy use and other GHG emissions



<sup>1</sup> CH<sub>4</sub>, N<sub>2</sub>O, F-gases and process CO<sub>2</sub> emissions.

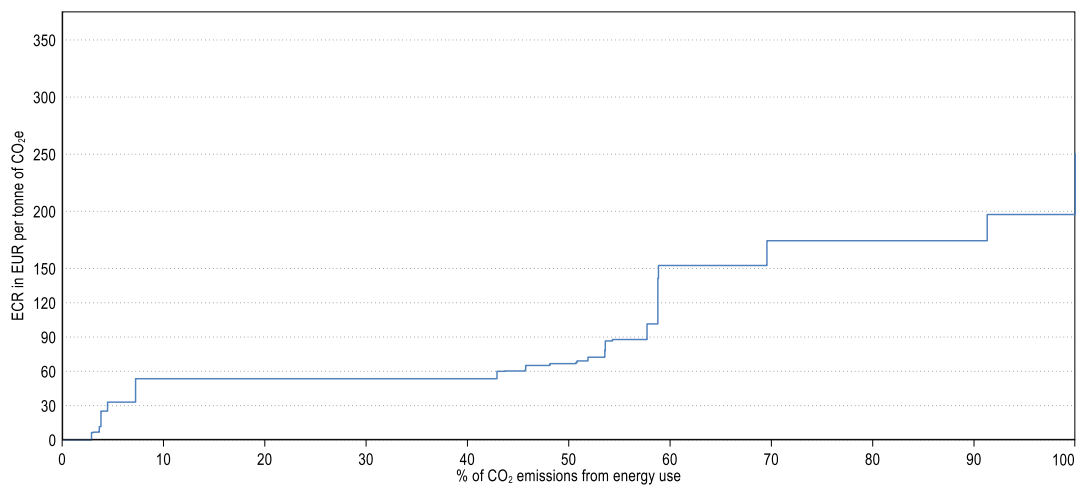
**Figure 2. Average effective carbon rates in Slovenia by sector and component in 2021**

Restricting to CO<sub>2</sub> emissions from energy use



**Figure 3. Distribution of ECRs on CO<sub>2</sub> emissions from energy use in Slovenia in 2021**

Restricting to CO<sub>2</sub> emissions from energy use



For additional information to interpret the graphs, see: <https://oe.cd/ECR2023-graph-info>

Main insights from *Effective Carbon Rates 2023*: <https://oe.cd/ECR2023-brochure>