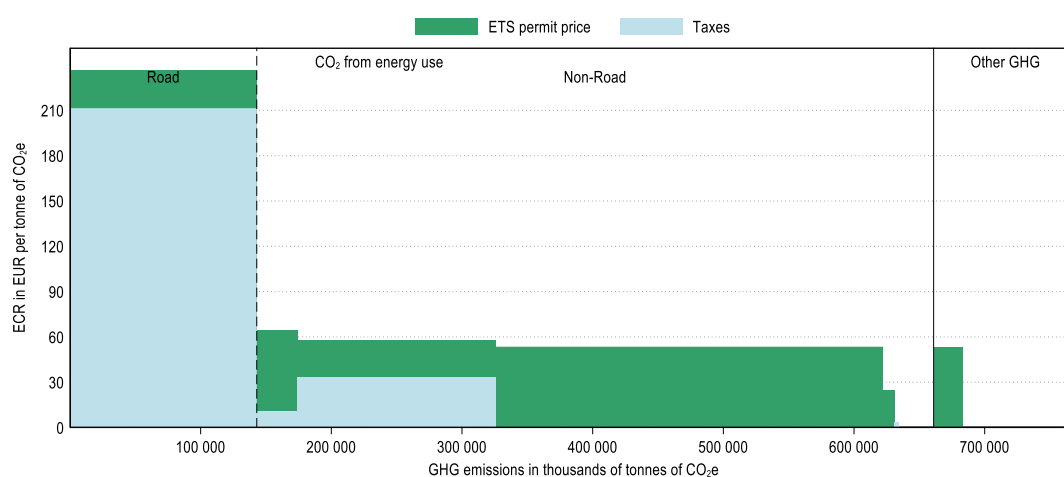


## Germany

Germany's greenhouse gas (GHG) emissions mainly consist in CO<sub>2</sub> emissions from energy use (86%). In 2021, these emissions are priced through fuel excise taxes, the European Union Emissions Trading System (EU ETS) and Germany's national ETS (nEHS). Germany priced about 96% of its carbon emissions from energy use and about 25% were priced at an ECR above EUR 60 per tonne of CO<sub>2</sub> (see Figure 3). Emissions priced at this level mainly originated from the road transport and industry sectors. The majority of unpriced emissions from energy use were from the industry sector (Figure 2). The EU ETS covered about 20% of other GHG emissions<sup>1</sup>, which made up about 14% of national emissions (see Figure 1).

**Figure 1. Average effective carbon rates in Germany in 2021**

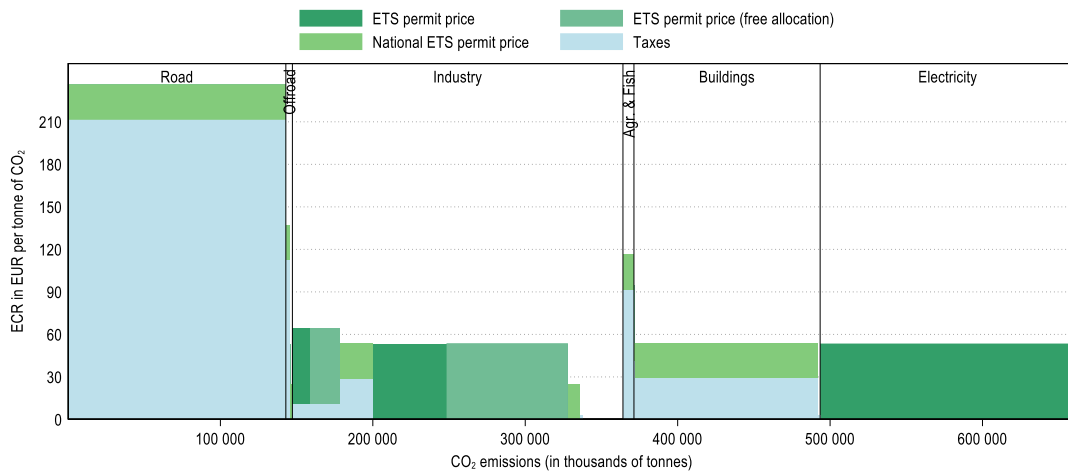
CO<sub>2</sub> emissions from energy use and other GHG emissions



<sup>1</sup> CH<sub>4</sub>, N<sub>2</sub>O, F-gases and process CO<sub>2</sub> emissions.

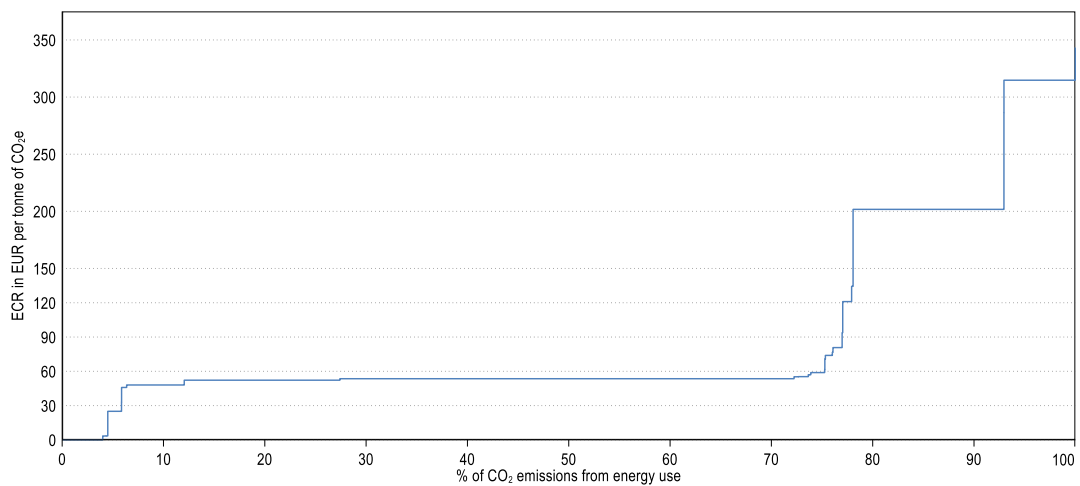
**Figure 2. Average effective carbon rates in Germany by sector and component in 2021**

Restricting to CO<sub>2</sub> emissions from energy use



**Figure 3. Distribution of ECRs on CO<sub>2</sub> emissions from energy use in Germany in 2021**

Restricting to CO<sub>2</sub> emissions from energy use



For additional information to interpret the graphs, see: <https://oe.cd/ECR2023-graph-info>

Main insights from *Effective Carbon Rates 2023*: <https://oe.cd/ECR2023-brochure>