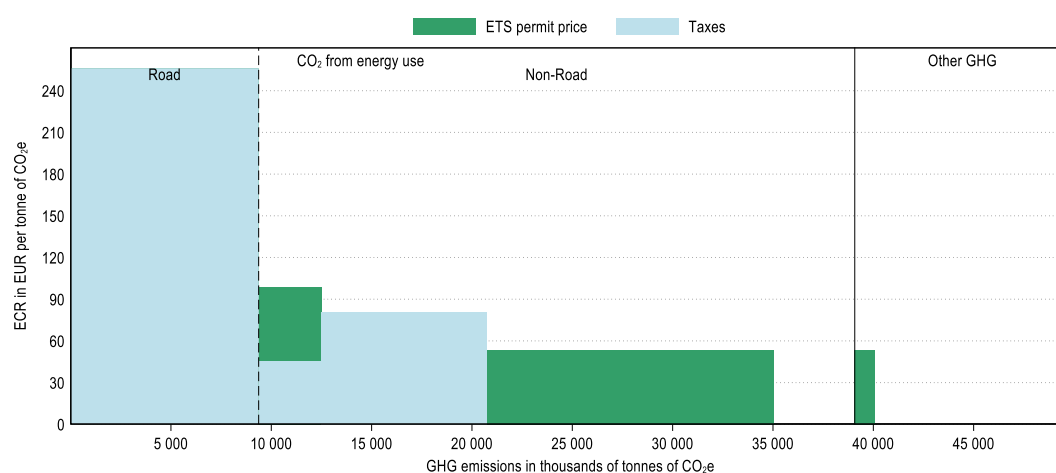


Finland

Finland's greenhouse gas (GHG) emissions mainly consist in CO₂ emissions from energy use (78%). In 2021, these emissions are priced through fuel excise taxes, carbon taxes and the European Union Emissions Trading System (EU ETS). Finland priced about 90% of its carbon emissions from energy use and about 49% were priced at an ECR above EUR 60 per tonne of CO₂ (see Figure 3). Emissions priced at this level mainly originated from the road transport, buildings, industry as well as the agriculture and fisheries sector. The majority of unpriced emissions from energy use were from the industry sector (Figure 2). The EU ETS covered about 9% of other GHG emissions¹, which made up about 22% of national emissions (see Figure 1).

Figure 1. Average effective carbon rates in Finland in 2021

CO₂ emissions from energy use and other GHG emissions



¹ CH₄, N₂O, F-gases and process CO₂ emissions.

Figure 2. Average effective carbon rates in Finland by sector and component in 2021

Restricting to CO₂ emissions from energy use

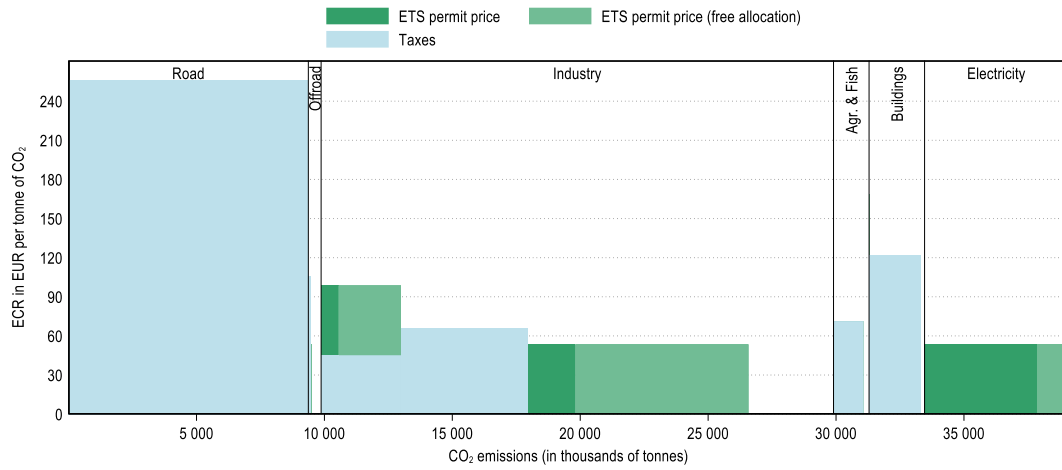
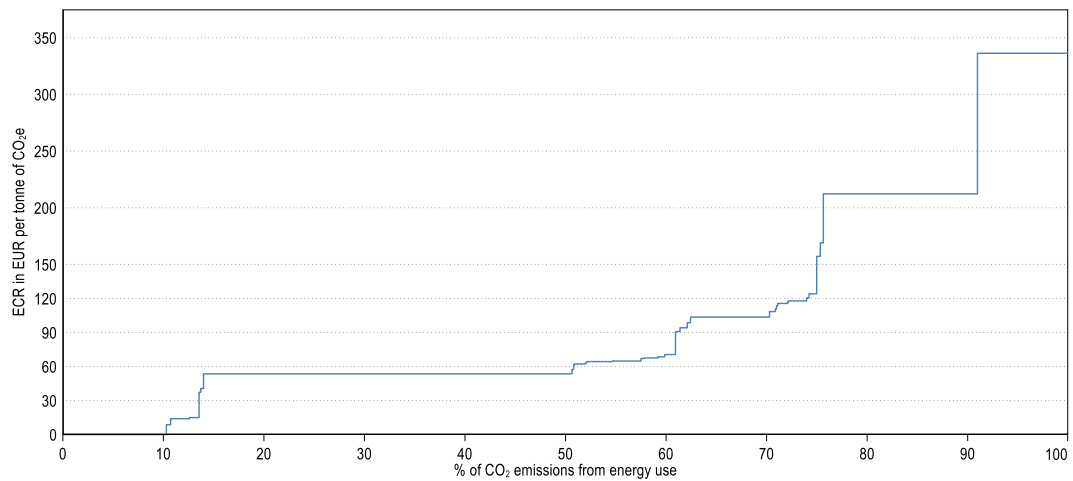


Figure 3. Distribution of ECRs on CO₂ emissions from energy use in Finland in 2021

Restricting to CO₂ emissions from energy use



For additional information to interpret the graphs, see: <https://oe.cd/ECR2023-graph-info>

Main insights from *Effective Carbon Rates 2023*: <https://oe.cd/ECR2023-brochure>