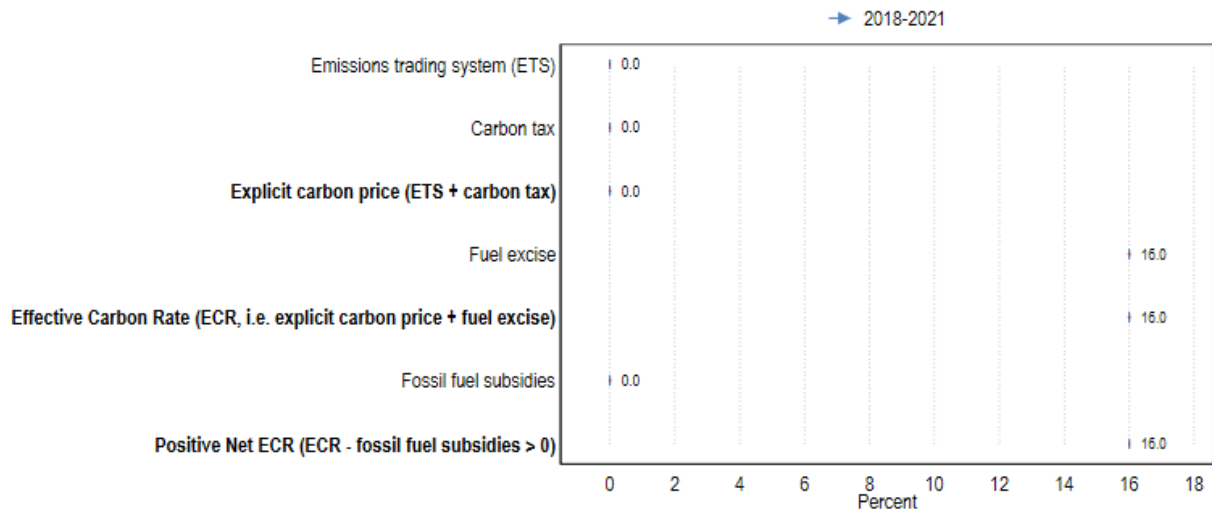


Carbon pricing in Paraguay

Share of greenhouse gas emissions subject to a positive price by instrument, 2018-2021

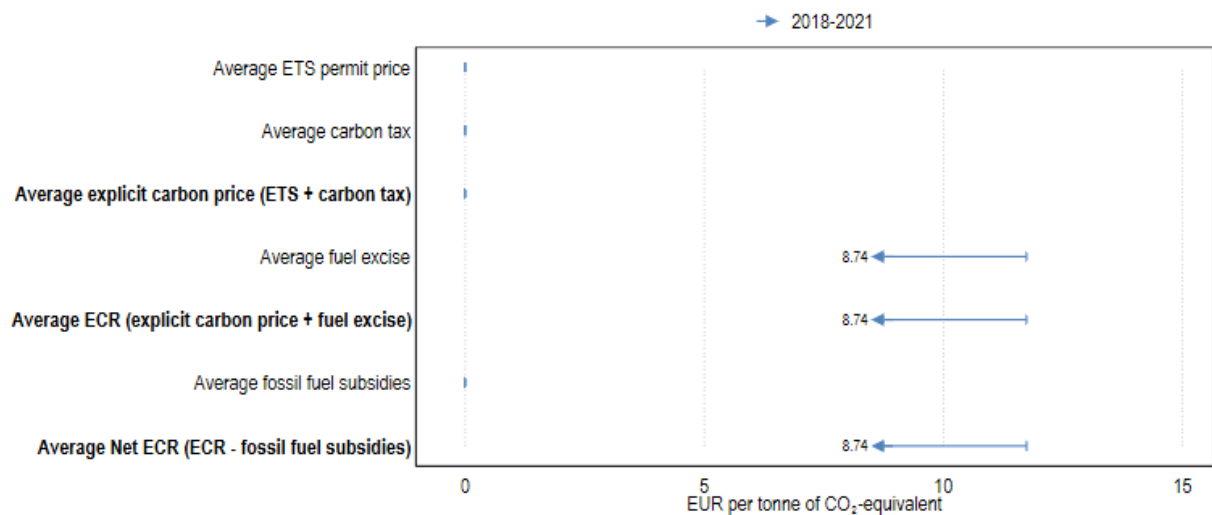
In total, 16% of GHG emissions in Paraguay are subject to a positive Net Effective Carbon Rate (ECR) in 2021, unchanged since 2018. Paraguay does not levy an explicit carbon price. Fuel excise taxes, an implicit form of carbon pricing, cover 16% of emissions in 2021, unchanged since 2018.



Note: Percentages are rounded to the first decimal place.

Average effective carbon prices by instrument, real 2021 EUR, 2018-2021

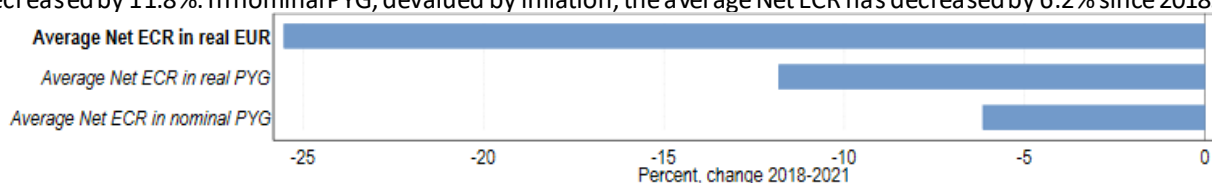
In 2021, fuel excise taxes amounted to EUR 8.74 on average, down by EUR 3 (25.6%) relative to 2018.



Note: Prices are rounded to the nearest eurocent.

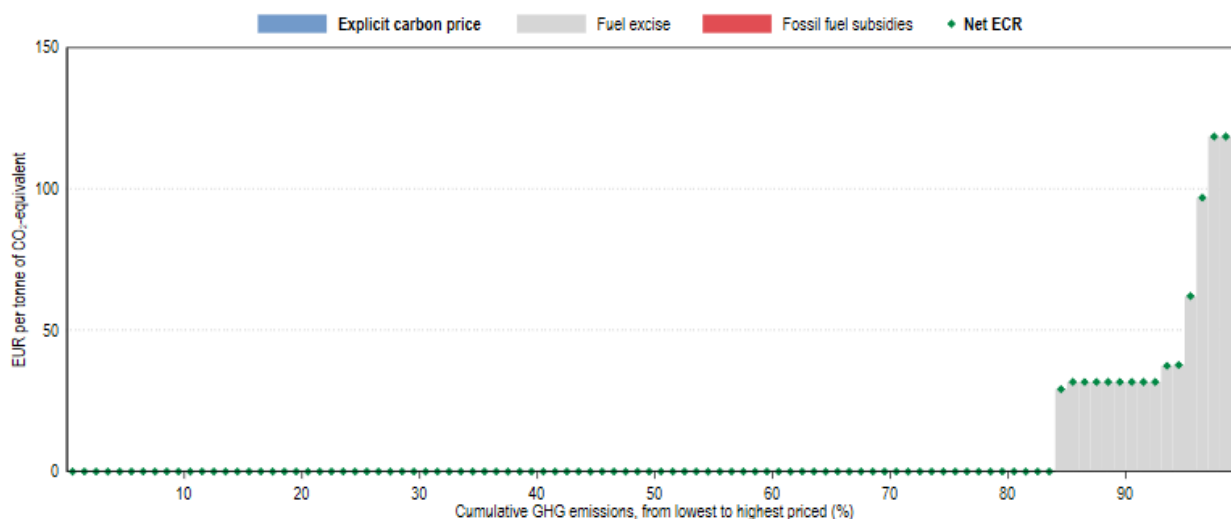
Percentage change in the average Net ECR by reference price, 2018-2021

The change in carbon prices in Paraguay was affected by exchange rate depreciation and inflation. The average Net ECR on GHG emissions has decreased by 25.5% since 2018 when measured in real 2021 euros. In real Paraguayan guaranis (PYG), which has depreciated relative to the euro between 2018 and 2021, the average Net ECR has decreased by 11.8%. In nominal PYG, devalued by inflation, the average Net ECR has decreased by 6.2% since 2018.



Distribution of effective carbon prices across GHG emissions, 2021

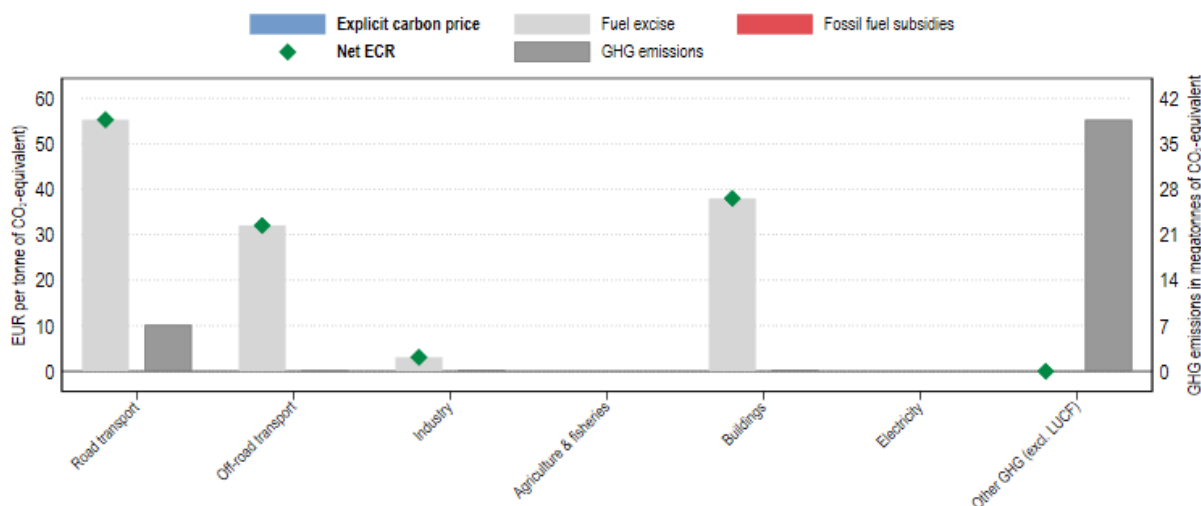
Less than 4.8% of GHG emissions have a Net ECR above EUR 60 per tonne of CO₂e, a mid-range estimate of current carbon costs.



Note: Simplified for illustration (the average price for each percentile bracket is shown).

Average effective carbon prices (left axis) and GHG emissions (right axis) by sector, 2021

Net effective carbon rates are highest in the road transport sector, which accounts for 15.4% of the country's total GHG emissions. The Net ECR is zero in the other GHG emissions sector. The other GHG emissions sector accounts for 83.6% of GHG emissions.



Want to know more?

- Access the report *Pricing Greenhouse Gas Emissions* (OECD 2022): <https://oe.cd/pricing-greenhouse-gas-emissions>.
- Which domestic policy instruments are included as carbon pricing instruments? View the background information: www.oecd.org/tax/tax-policy/carbon-pricing-background-notes.pdf
- Access the data shown in the country notes: <https://stats.oecd.org/Index.aspx?DataSetCode=ECRS>

 <https://oe.cd/tax-and-environment>

 ctp.contact@oecd.org

 [@OECDtax](https://twitter.com/OECDtax)

 [OECD Tax](https://www.linkedin.com/company/OECD-Tax)