

INPI's Intellectual Property Statistical Database - BADEPI

Economic Advisory Area - AECOM

November/2013

Summary

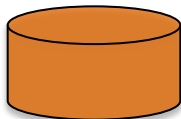
1. Aug/2012 – Sep/2013: BADEPI
2. Agenda 2013: ongoing
3. Agenda 2014: economic studies

INPI's Intellectual Property Statistical Database - BADEPI

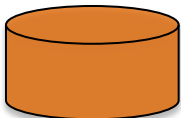
- The Brazilian IP Office (INPI) has prepared a database designed to assist the statistical research on IP matters.
- IP Coverage:
 - Patents
 - Trademarks
 - Industrial Designs
 - Software
 - Geographical Indications
 - Technological Contracts
- Time coverage: 2000-2012
- Collaborative Project between: INPI, WIPO and other Brazilian agencies
- Coordinated by INPI/AECON (~ Economic Advisory Area)

INPI's Production Databases

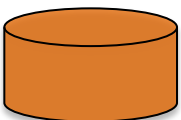
Patents



Trademarks



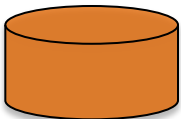
Industrial Designs



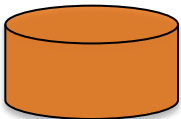
Software



Geographical Indications



Tech. Contracts

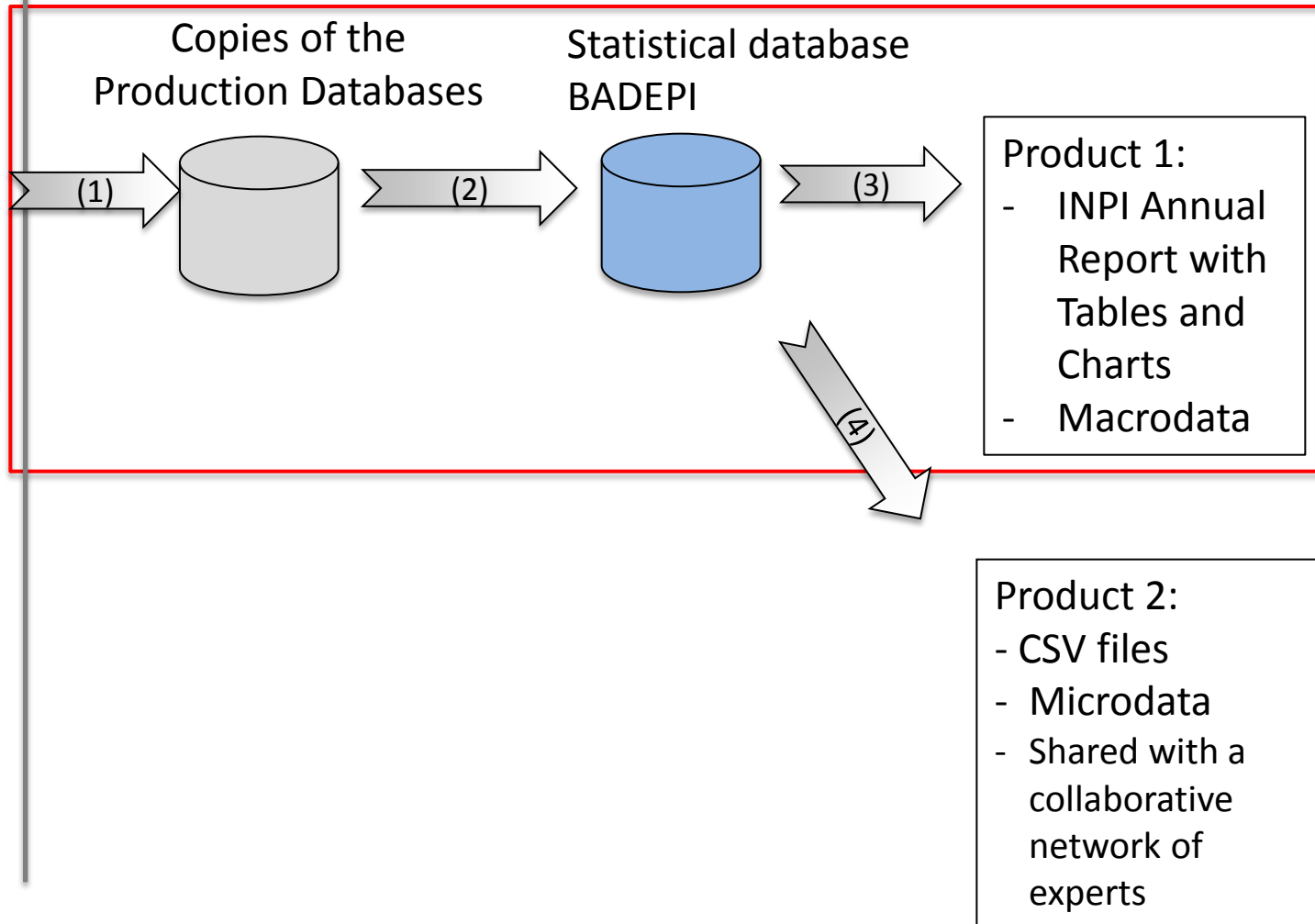


Dynamic DBs!!!

Insert new records

Correction of records

INPI's Statistical Database



Patent applications, 2000-2012

Ano	Depósitos			Total
	Patente de Invenção	Modelo de Utilidade	Certificado de Adição	
2000	17285	3279	78	20642
2001	17848	3536	90	21474
2002	16682	3532	103	20317
2003	16407	3638	126	20171
2004	16709	3599	122	20430
2005	18497	3231	123	21851
2006	19842	3182	120	23144
2007	21664	3040	140	24844
2008	23171	3383	129	26683
2009	22408	3379	124	25911
2010	25007	2991	108	28106
2011	28687	3107	90	31884
2012	30666	2778	120	33564
Total	274873	42675	1473	319021

Trademark applications, 2000-2012

Ano	Depósitos	Registros
2000	108231	18412
2001	101617	20857
2002	94315	17682
2003	95580	10857
2004	94040	12492
2005	99320	18032
2006	95862	32803
2007	104219	128545
2008	121960	60305
2009	112841	64186
2010	127700	64537
2011	152737	60485
2012	151973	55230

Titulo do Anuário

Texto de apresentação do Anuário.

Marcas

Patentes

Programa de Computador

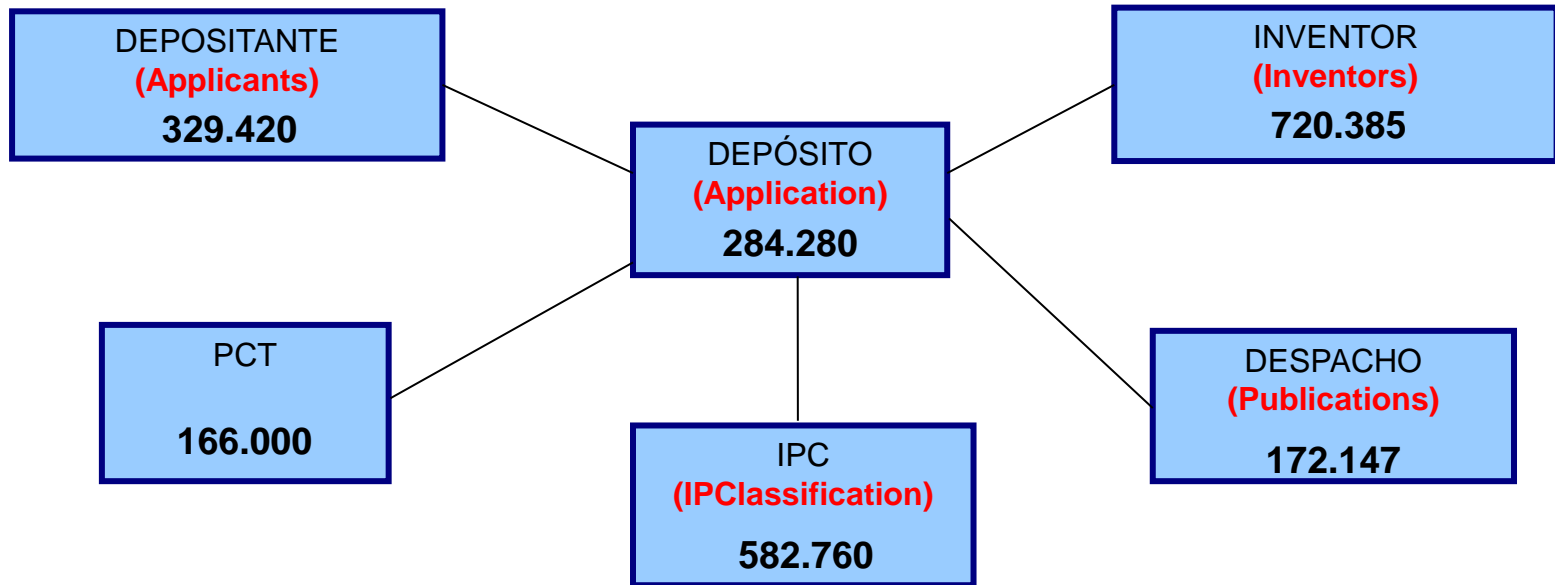
Desenho Industrial

Contratos

Indicação Geográfica

Indicador: -- Por favor selecione --

MICRODATA CONCEPTUAL MODEL (Shared with a collaborative network of experts): BADEPI_v1.0_Patents & Utility Models

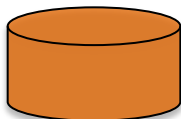


Agenda AECOM 2013: ongoing

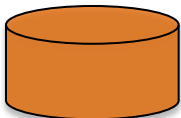
- New Copies of the Production Databases to check for Updates
- List of Procedures: treatments using others DBs

INPI's Production Databases


Patents



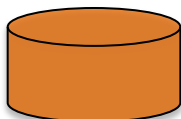
Trademarks



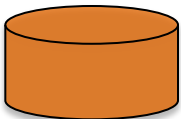
Industrial Designs



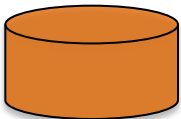
Software



Geographical Indications



Tech. Contracts



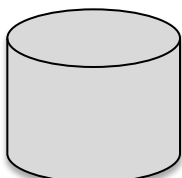
Dynamics!!!

Insert new records

Correction of records

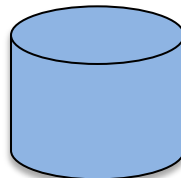
INPI's Statistical Database

Copies of the Production Databases




Queries
"DE PARA"

BADEPI v1.0

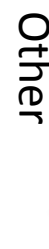


Treatments:
RAIS, IBGE,
PCT/WIPO,
ESPACENET
= List of
Procedures

BADEPI v2.0




Treatments

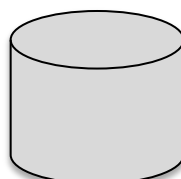


Other
Contributions
from Network

BADEPI v2.1

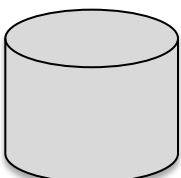


New Copies of the Production Databases



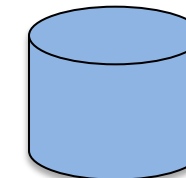
Checks updates

Incremental Database



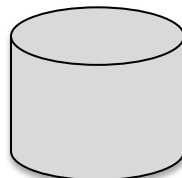
Re-applies List of Procedures

BADEPI v3.0



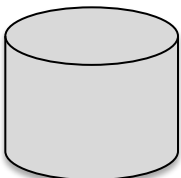
Database Updates

New Copies of the Production Databases



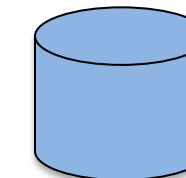
Checks updates

Incremental Database



Re-applies List of Procedures

BADEPI vN.0



Possibles treatments using others databases: INPI and others institutions

- Currently treatments for improvements of BADEPI:
APPLICANTS (residents) – ID, state, city, economic sector (ISIC),
 - BADEPI: Compare the different forms of protection and recover ID applicants (CPF/CNPJ)
 - PAG: use data from INPI's system of payment to complete the informations of applicants
 - RAIS/MTE – use complete informations of applicants to recover other data (state, city, economic sector - ISIC)

Initial data: Total Applicants - Residents						
ANO	Enterprises (with CNPJ)	Individuals (With CPF)	Residents with missing	Enterprises (missing_CNPJ)	Individuals (missing_CPF)	
2000	2.028	5.245	642	158	484	
2001	2.144	5.631	605	122	483	
2002	2.448	5.424	726	144	582	
2003	2.558	5.239	1.177	244	933	
2004	2.521	5.250	1.530	299	1.231	
2005	2.509	4.854	1.416	289	1.127	
2006	2.230	4.849	1.566	332	1.234	
2007	2.403	5.058	1.179	297	882	
2008	2.386	4.711	1.892	485	1.407	
2009	2.603	5.219	1.174	392	782	
2010	2.600	4.531	1.169	452	717	
2011	2.391	3.668	2.825	900	1.925	
				4.114	11.787	

Final data after corrections: Total Applicants - Residents						
ANO	Enterprises (with CNPJ)	Individuals (With CPF)	Residents with missing	Enterprises (missing_CNPJ)	Individuals (missing_CPF)	
2000	2.153	5.303	459	42	417	
2001	2.251	5.714	415	22	393	
2002	2.584	5.560	454	32	422	
2003	2.779	5.515	680	40	640	
2004	2.779	5.687	835	64	771	
2005	2.772	5.408	599	50	549	
2006	2.553	5.561	531	47	484	
2007	2.675	5.597	368	34	334	
2008	2.837	5.633	519	51	468	
2009	2.951	5.691	354	75	279	
2010	3.001	4.979	320	71	249	
2011	3.191	4.898	795	169	626	
				697	5632	

Agenda for 2014

- National study on intellectual property and small and medium sized enterprises
- Intensity of use of intellectual property by national industries / sectors
- Complementarity of use of different forms of protection by national industries / sectors

Thanks!

Sergio M Paulino de Carvalho

Marina Filgueiras Jorge

Vera Pinheiro

Felipe Lopes

Vivian Iris

Leonardo Ribeiro (INMETRO)

aecon@inpi.gov.br