

Highlights from the OECD Science, Technology and Industry Scoreboard 2017 - The Digital Transformation: Iceland

Science, innovation and the digital revolution

- **Iceland** is highly dependent on international funding for its Business R&D expenditure: 35% was funded from abroad in 2015, up from 12% in 2005; of this, around one third came from foreign business enterprises – the highest foreign business funding share in the OECD [[Scoreboard fig. 3.5.1](#)].
- In **Iceland**, 90% of Business R&D is performed by SMEs, the highest share of R&D expenditure in the OECD [[fig. 4.1.2 - see below](#)].
- 79% of Business Enterprise Expenditure on R&D in **Iceland** occurs in services industries, the highest services share in the OECD [[fig. 5.1.3](#)].
- Government support for business R&D in **Iceland** amounted to around 0.17% of GDP in 2015, around two thirds in the form of direct support and one third in the form of tax incentives [[fig. 4.6.1](#)].

Growth, jobs and the digital transformation

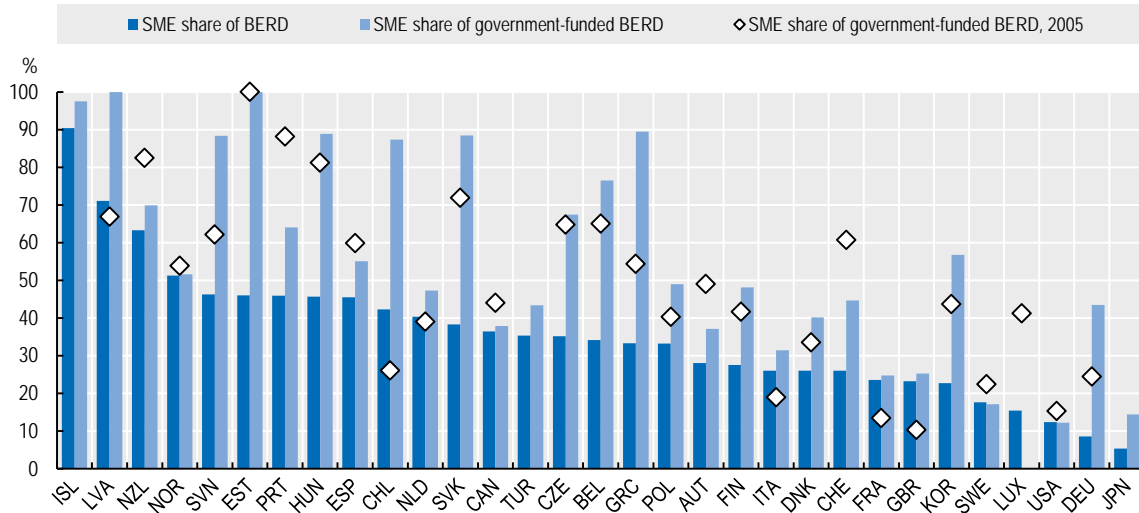
- In 2014, 32% of the value added of Gross Exports from **Iceland** originated abroad; of this, 14.6% came from the EU, 5.2% from NAFTA, 2.5% from East and Southeast Asia, and 10.1% from the Rest of the World [[fig. 5.6.1](#)].
- In **Iceland**, 57% of jobs in the business sector were sustained by foreign final demand in 2014, the fourth highest level in the OECD after Luxembourg, Ireland and Hungary; within this, 24.2% were high-skilled, and 23.1% were medium-skilled jobs [[fig. 1.38 - see below](#)].
- **Iceland** is one of only two countries (alongside New Zealand) in which labour productivity in the information industries is lower than in other industries in the non-agriculture business sector [[fig. 1.45](#)].

Innovation today - Taking action

- **Iceland** leads the OECD in internet adoption: 98% of the persons aged 16-74 years use the Internet [[fig. 1.57 - see below](#)] and 68% use mobile internet [[fig. 6.3.1](#)].
- In **Iceland**, 85% of the population uses the internet to interact with public authorities, the second highest share after Denmark (88%) [[fig. 6.6.1](#)].
- Over 50% of scientific articles with authors affiliated to institutions in **Iceland** are internationally co-authored - only authors in Luxembourg are more likely to collaborate with international co-authors [[fig. 3.2.1 - see below](#)].
- In **Iceland**, 30% of students started using the internet at the age of 6 or earlier – the 4th highest rate of early-years adoption after Israel, Denmark, and Estonia [[fig. 6.2.1](#)].

Figure 4.1.2 Business R&D and government support for business R&D, by size, 2015

Share corresponding to SMEs, as a percentage of the relevant total

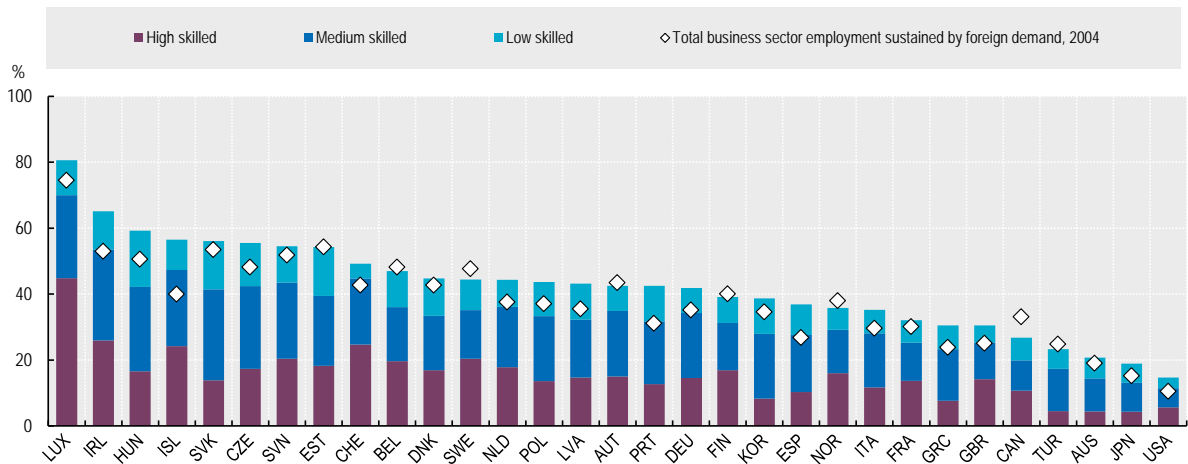


StatLink <http://dx.doi.org/10.1787/888933619144>

Source: OECD Science, Technology and Industry Scoreboard 2017: The Digital Transformation, OECD Publishing, Paris, http://dx.doi.org/10.1787/sti_scoreboard-2017-en.

Figure 1.38 Business sector jobs sustained by foreign final demand, by skill intensity, 2014

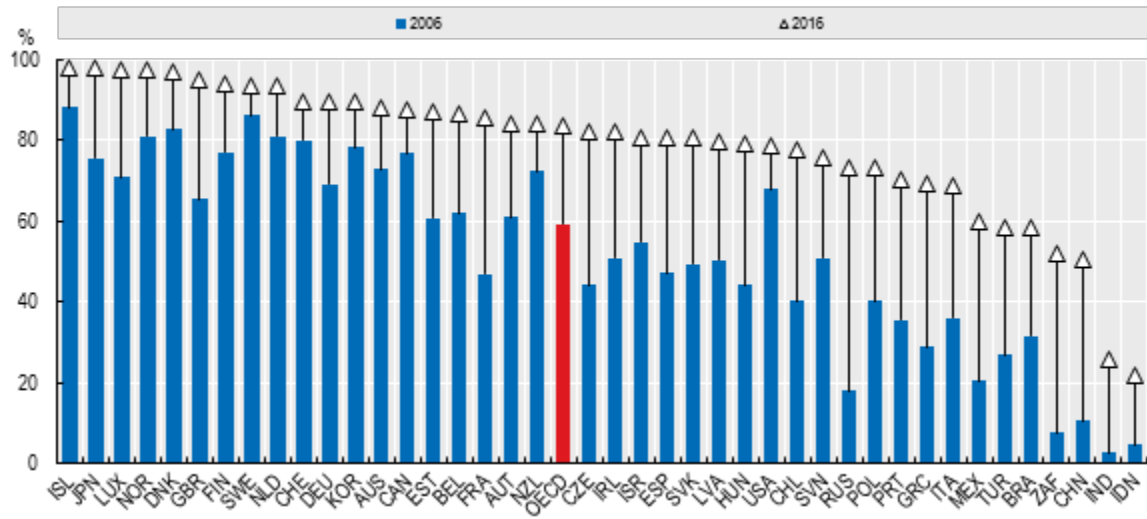
As a percentage of total business sector employment



StatLink <http://dx.doi.org/10.1787/888933617567>

Source: OECD Science, Technology and Industry Scoreboard 2017: The Digital Transformation, OECD Publishing, Paris, http://dx.doi.org/10.1787/sti_scoreboard-2017-en.

Figure 1.57 Internet users, percentage of individuals aged 16-74, 2006 and 2016

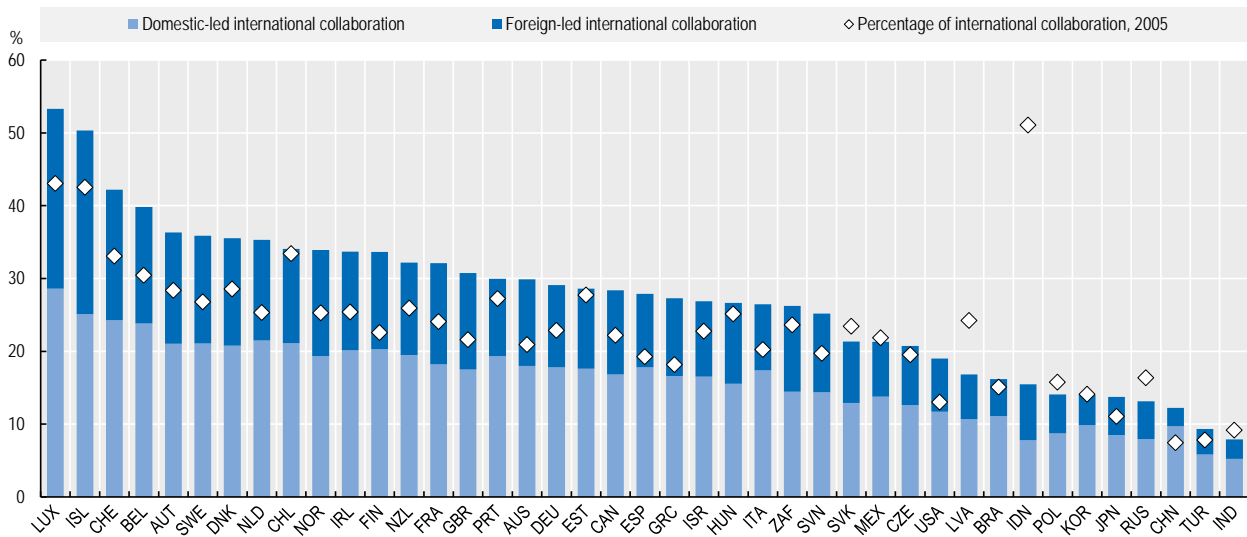


StatLink : <http://dx.doi.org/10.1787/888933617928>

Source: OECD Science, Technology and Industry Scoreboard 2017: The Digital Transformation, OECD Publishing, Paris, http://dx.doi.org/10.1787/sti_scoreboard-2017-en.

Figure 3.2.1 International scientific collaboration, 2015

As a percentage of domestically authored documents, fractional counts



StatLink : <http://dx.doi.org/10.1787/888933618840>

Source: OECD Science, Technology and Industry Scoreboard 2017: The Digital Transformation, OECD Publishing, Paris, http://dx.doi.org/10.1787/sti_scoreboard-2017-en.

The OECD Science, Technology and Industry Scoreboard 2017: The Digital Transformation



The 2017 edition of the Scoreboard contains over 200 indicators showing how the digital transformation affects science, innovation, the economy, and the way people work and live.

The aim of the STI Scoreboard is not to “rank” countries or develop composite indicators. Instead, its objective is to provide policy makers and analysts with the means to compare economies with others of a similar size or with a similar structure, and monitor progress towards desired national or supranational policy goals.

It draws on OECD efforts to build data infrastructure to link actors, outcomes and impacts, and highlights the potential and limits of certain metrics, as well as indicating directions for further work.

The charts and underlying data in the STI Scoreboard 2017 are available for download and selected indicators contain additional data expanding the time and country coverage of the print edition. For more resources, including online tools to visualise indicators, see the OECD STI Scoreboard webpage (<http://www.oecd.org/sti/scoreboard.htm>).

The OECD Directorate for Science, Technology and Innovation

It is part of the DNA of the Directorate for Science, Technology and Innovation (DSTI) to constantly look for ways of better understanding where our economies and societies are today, and where they are going tomorrow. We pride ourselves on tackling topics at the boundaries of our scientific and technological understanding, such as using biotechnology and nanotechnology to alter modes of production, and how digital shifts like “big data,” earth observation and digital platforms are changing our world.

Discover DSTI at www.oecd.org/sti and the OECD's Going Digital project at www.oecd.org/going-digital.



Further reading

OECD (2017), *OECD Digital Economy Outlook 2017*, OECD Publishing, Paris.
<http://dx.doi.org/10.1787/9789264276284-en>

OECD (2016), *OECD Science, Technology and Innovation Outlook 2016*, OECD Publishing, Paris.
http://dx.doi.org/10.1787/sti_in_outlook-2016-en

This document, as well as any data and any map included herein, are without prejudice to the status of or sovereignty over any territory, to the delimitation of international frontiers and boundaries and to the name of any territory, city or area. Information on data for Israel: <http://oe.cd/israel-disclaimer>

www.oecd.org/going-digital - goingdigital@oecd.org -  @OECDInnovation - #GoingDigital - <http://oe.cd/stinews>