



Conference of EECCA Ministers of Finance/Economy,
Water and Environment and their Partners on Financing
Water Supply and Sanitation in EECCA;
Financing water supply and sanitation sector in EECCA countries

Reforms in the water supply and sewerage sector in the Republic of Armenia

Andranik Andraasyan
Chairman of the State Committee of Water
System of the Republic of Armenia

17-18 November, 2005, Yerevan
(Armenia)

Objectives

- Accessibility
- Quality and Reliability
- Efficiency
- Financial Sustainability

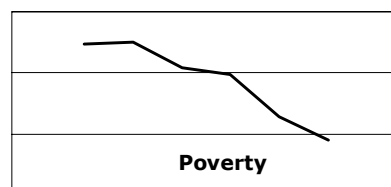

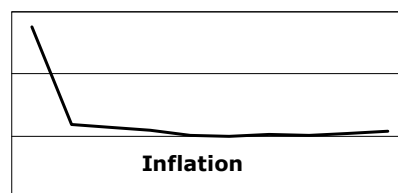
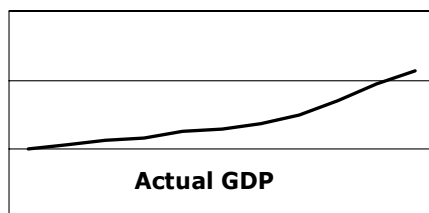
17-18 November, 2005, Yerevan
(Armenia)

Main Trends of the Reforms

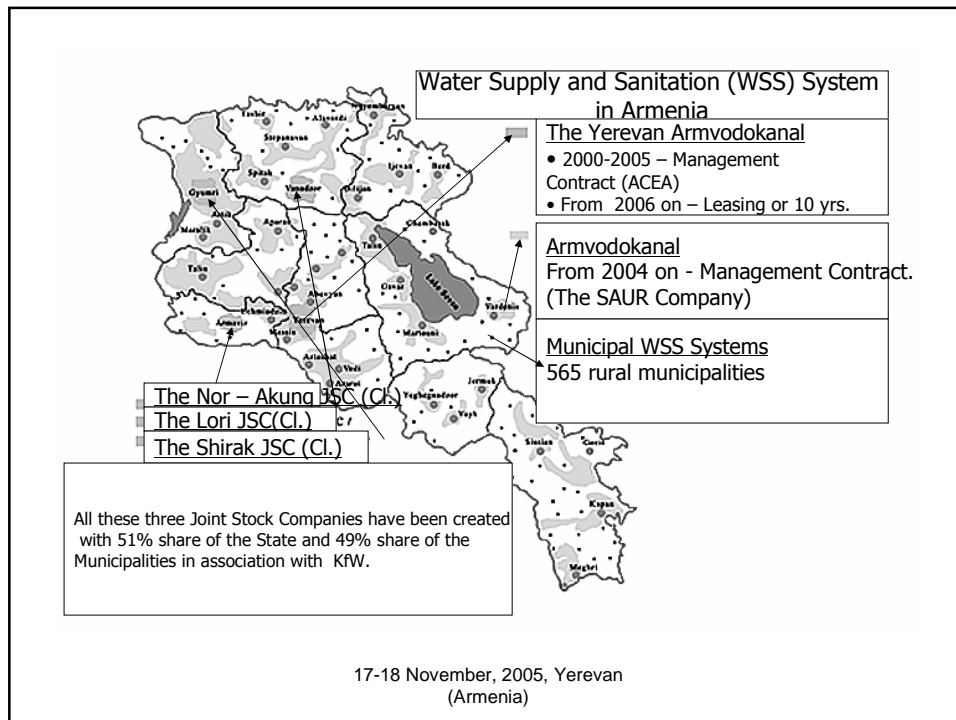
- Reform in Legislation – Creation of legislative bases for involvement of the private sector and commercialization.
- Institutional Reforms – Division between functions of management and regularization, creation of independent regulatory body.
- Deregularization and dicentralization of management.
- Tariffication Policy.
- Reforms in the sphere of social security – Introduction of the system of family subsidies.

17-18 November, 2005, Yerevan
(Armenia)

Main Trends in Macroeconomic Indices over the Last Decade.



17-18 November, 2005, Yerevan
(Armenia)

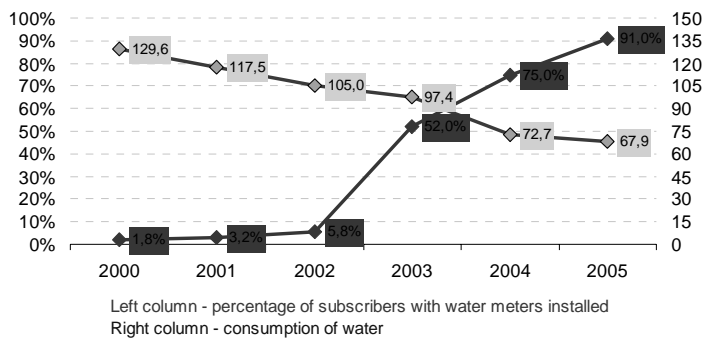


Main Results of the Activities of the "Yerevansky Vodokanal" JSC."

Sphere of Activities	2000	2005 г.	Разница
Mechanical Water Supply	278 mln. cub. m.	156 mln. cub. m.	-122 mln. cub. m. (43.9%)
Gravitational Water Supply	159 mln. cub. m.	203 mln. cub. m.	+44 mln. cub. m. (27.7%)
Energy Consumption	240 mln. kWt./hr.	124 mln. kWt./hr.	48.3 % (economy)
Water Supply	7.2 hrs.	18.4 hrs.	2.6 times
Collection of payments	20.9%	79.2%	3.8 times

17-18 November, 2005, Yerevan (Armenia)

Main Results of the Activities of the "Yerevansky Vodokanal" JSC. "(continuation)"



17-18 November, 2005, Yerevan
(Armenia)

Problems Pending Decision

- Insufficient Investments into Infrastructure
- Huge Losses in Networks
- Accessibility of Water Supply and its Quality in Rural Areas
- The Problem of Minor Villages not Covered with Water Supply Networks

17-18 November, 2005, Yerevan
(Armenia)

Accessibility

Sources of Water Supply in 2004. (% of the entire population)

National Statistical service, Survey of Households in 2004.

	Cities	Villages
Central Water Supply	96.5	74.0
River, Well, Spring	1.2	17.0
Carted Water	2.3	9.0

17-18 November, 2005, Yerevan
(Armenia)

Technical Condition of WSS in Rural Areas as Assessed by the World Bank in Armenia Region-wise in 2004.

Name of the Region	Number of Municipalities	Technical Condition		
		Normal	Poor	Very Poor
Aragatsotn	111	5%	26%	68%
Ararat	93	1%	47%	52%
Armavir	94	2%	22%	76%
Gegharkhunik	87	0%	14%	86%
Kotayk	30	3%	43%	53%
Lori	105	4%	30%	67%
Shirak	116	3%	29%	68%
Syunik	106	0%	69%	31%
Tavoush	58	0%	40%	60%
Vayots – Dzor	41	0%	20%	80%
Altogether	871	2%	35%	63%

17-18 November, 2005, Yerevan
(Armenia)