

JOBS FOR YOUTH

ADRESSING POLICY CHALLENGES IN OECD COUNTRIES

The case of Austria

September 20th, 2010
BMASK, VI/3; Christine Holzer



AUSTRIA

THE LAND - area: 88.870 km²

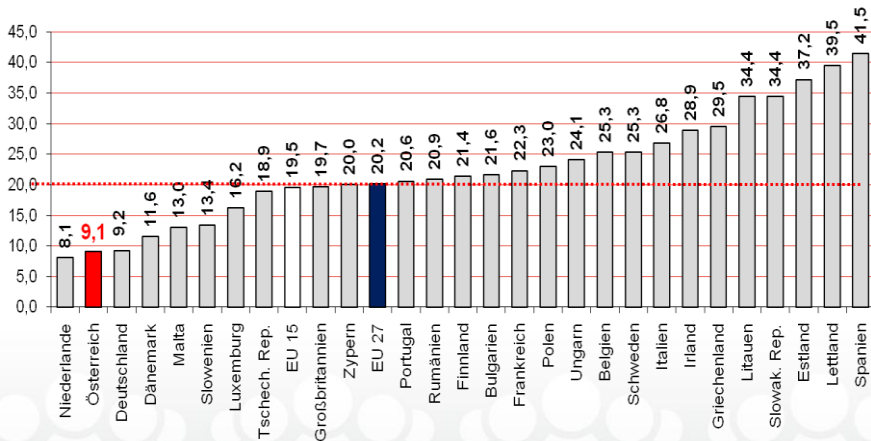


THE PEOPLE population (2009):

Total:	8,363	mio
Women:	4,205	mio
Men:	3,969	mio
Youth (15-24):	1,022.	mio (= app. 12% of population)



Youth unemployment

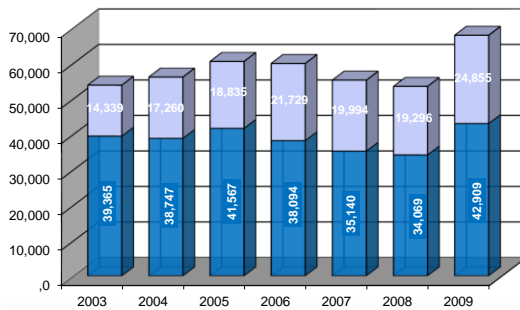


JOBS FOR YOUTH - Christine Holzer
Oslo; September 2010



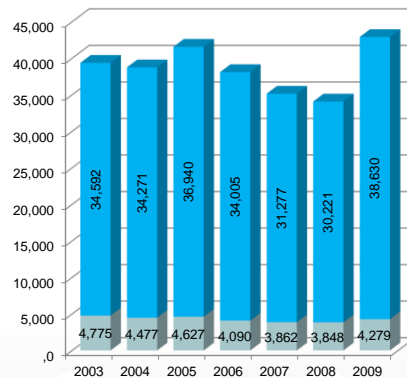
YOUTH UNEMPLOYMENT IN AUSTRIA

Unemployed youth; aged 15-19 and 20-24



Source: Nat. database

Unemployed youth; aged 15-19 and 20 to 24



Source: Nat. database

JOBS FOR YOUTH - Christine Holzer
Oslo; September 2010



ACTIONS TAKEN: “Youth Package 2008”

TRAINING GUARANTEE “supra-company training position”

aged up to 18 → full training up to 3 years
2009/2010 12.300 training positions (08/09:8.439 pupils)

- ▶ Financial volume 2009/10: € 187 mio.
2010/11: € 214 mio.

CAMPAIGN “FUTURE FOR YOUNG JOBSEEKERS”

aged 19 to 24 are offered in between 6 month:

- a workplace
- targed oriented training
- subsidised employment

2009: 83.108 in training and 138.191 in employment

- ▶ Financial volume 2009 : € 120 mio.

JOBS FOR YOUTH - Christine Holzer
Oslo; September 2010



STEPS TAKEN

New Jobs for young people in the Public Sector

e.g. Police, Service Sector

Revised subsidies to companies

“Action 6.000” → 2010: 34.000 jobs through
integration subsidy

ESF Modification of national/regional operational programmes

JOBS FOR YOUTH - Christine Holzer
Oslo; September 2010



POLICIES FOR YOUNG PEOPLE IN AUSTRIA

- Production schools
- Youth college
- PES „Managing Diversity Youth“
- Focus on youth with migration background

YOUTH WITH HANDICAP:

- ✚ Youth assistance
- ✚ Personal assistance
- ✚ Clearing: transition school to work
- ✚ Integrated vocational training
- ✚ Clearing

JOBS FOR YOUTH - Christine Holzer
Oslo; September 2010



CHALLENGES AHEAD IN AUSTRIA

THE DUAL TRAINING SYSTEM IN AUSTRIA

- Developing new apprenticeship trades
- Modularisation of apprenticeship training
- Integrated vocational training:
„apprenticeship without barriers“
- PES: „apprenticeship guarantee“ for disadvantaged youth
- Financial incentives – companies training apprentices

JOBS FOR YOUTH - Christine Holzer
Oslo; September 2010



CHALLENGES AHEAD IN AUSTRIA

NEET and unemployment ratios for the age groups, 15-19 and 20-24, 2008

	Age 15-19		Age 15-24	
	NEET ratio	Unemploy.-marratio	NEET	Unemploy.-marratio
NL	■	4.6	3.4	3.9
DK	■	5.8	4.2	5.5
PL	■	1.5	9.0	5.7
CZ		1.8	6.7	3.1
LU		2.0	6.2	5.2
LT		1.5	6.9	4.1
SI		1.9	6.5	4.6
DE		3.6	6.3	5.5
SE		11.0	7.8	10.7
BE		2.5	10.1	6.0
FR		3.8	10.3	7.2
■	■	5.0	■	4.9
SK		3.1	11.1	6.2
HU		1.7	11.5	5.0
FI		6.9	8.0	6.8
EE		3.4	9.1	5.0
CY		1.2	9.7	3.8
EU27	6.5	4.8	10.8	6.9
EL		2.3	11.7	6.7
PT		3.8	10.3	6.8
LV		3.9	11.4	5.6
UK		9.7	12.1	9.2
RO		3.9	11.6	5.7
IE	10.3	4.6	13.6	6.7
MT	11.1	8.1	10.4	8.4
ES	11.4	9.2	14.4	11.7
IT	11.4	3.8	16.6	6.6
GR	13.7	1.9	17.4	3.8

EU: Labour Force Survey annual average; prov. data

TRANSFORMATIONS

- Education- & Qualificationsystem
- Workplace to workplace („Flexicurity“)
- School to work (avoid drop outs)
- UE into Employment
- Out of Labour Force into employment

JOBS FOR YOUTH - Christine Holzer
Oslo; September 2010



CHALLENGES AHEAD

- **Reforming** Educational - school system
- **Identifying skill needs** Labour market shortages
- **Developing** LLL Strategy
- **Profiling** Analysing policies
- **Extend** Early warning systems
- **Upgrading** Quality of vocational counsellors
- **Focus** Youth with migration background

JOBS FOR YOUTH -Christine Holzer
Oslo; September 2010



STATISTICAL ANNEX: Labour Market Situation AT

Overview (August 2010)				
		Change over previous year		
		absolute	in %	
Employed persons *(August 2010)	3,464,463	+	37,862	+ 1,1%
Registered unemployed	218,398	-	20,405	- 8,5%
Registered unemployed men	113,139	-	16,230	- 12,5%
Registered unemployed women	105,259	-	4,175	- 3,8%
Registered unemployed 15-24 years of age	37,842	-	3,408	- 8,3%
Registered unemployed over 50	44,669	-	1,267	- 2,8%
Stock of long-term unemployed > 12 months	6,297	-	765	- 10,9%
Registered job openings	34,445	+	4,489	+ 15,0%
Registered unemployment rate	7.1%	+	1.4%	
Unemployment rate acc. to EUROSTAT **	3,8%	-	1,3	

Source: National Database * Forecast BMASK ** July 2010

JOBS FOR YOUTH -Christine Holzer
Oslo; September 2010



Thank you for your attention!

Contact:

Christine.holzer@bmask.gv.at

JOBS FOR YOUTH -Christine Holzer
Oslo; September 2010

