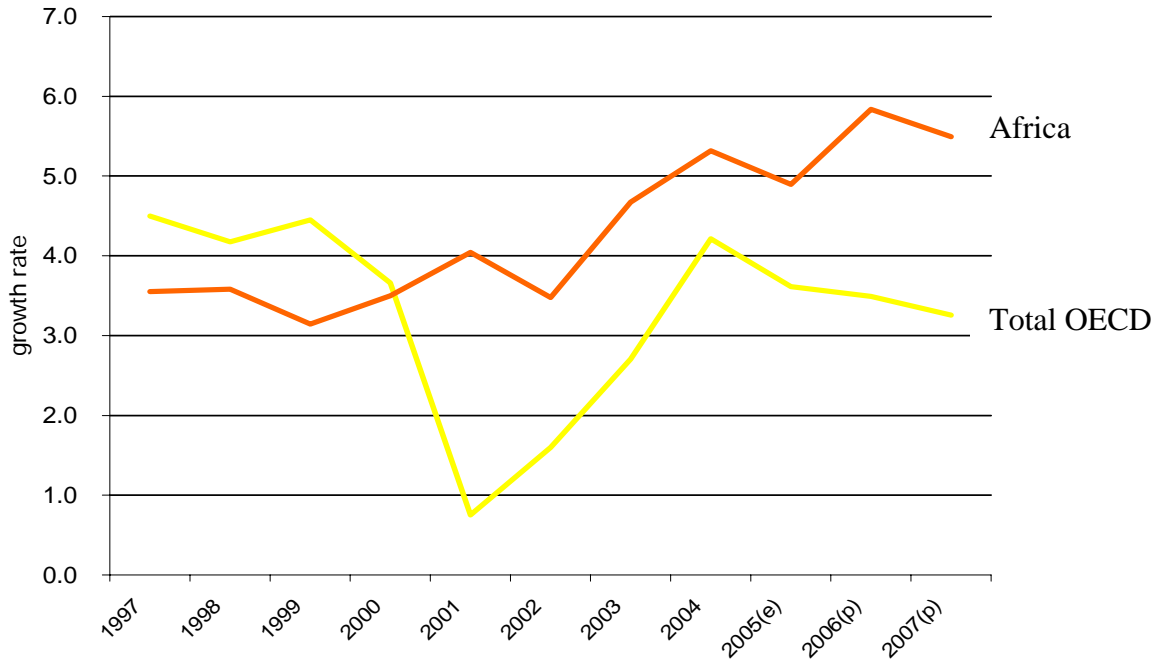


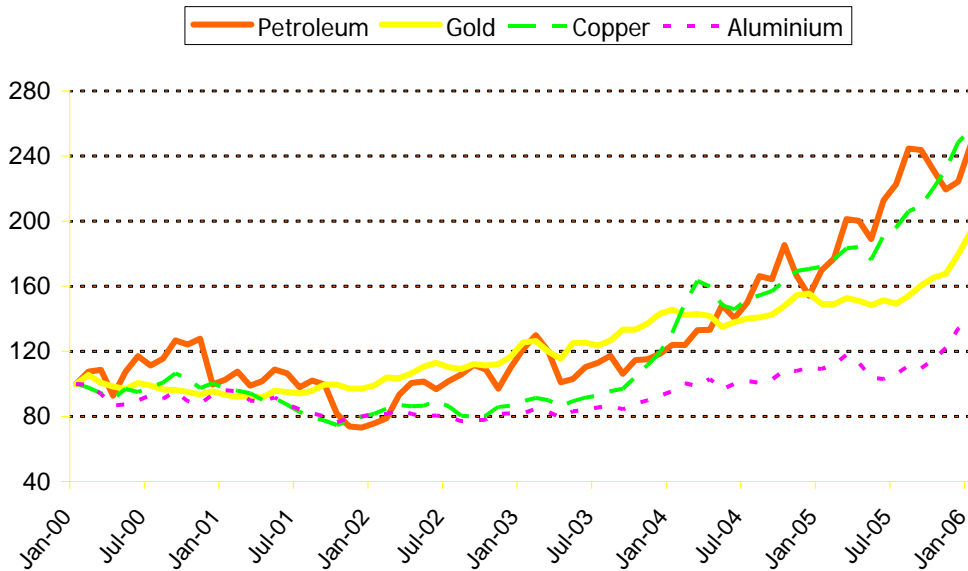
The African Economic Outlook 2006: is Africa on the move?

In 2005, overall economic performance in Africa was good and growth remained high...



Sources: African Economic Outlook 2005/06, IMF, OECD

...thanks to high commodity prices, especially for oil and metals...

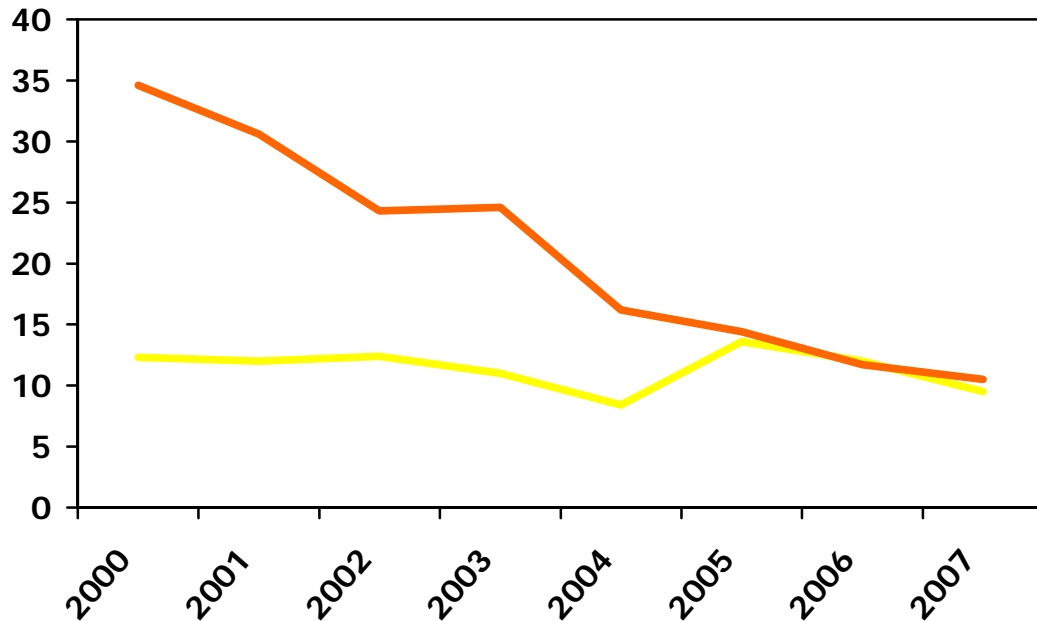


Sources: African Economic Outlook 2005/06, OECD, World Bank

....good harvest, better macroeconomic policy...

Inflation rates

— Oil Importers — Oil Exporters



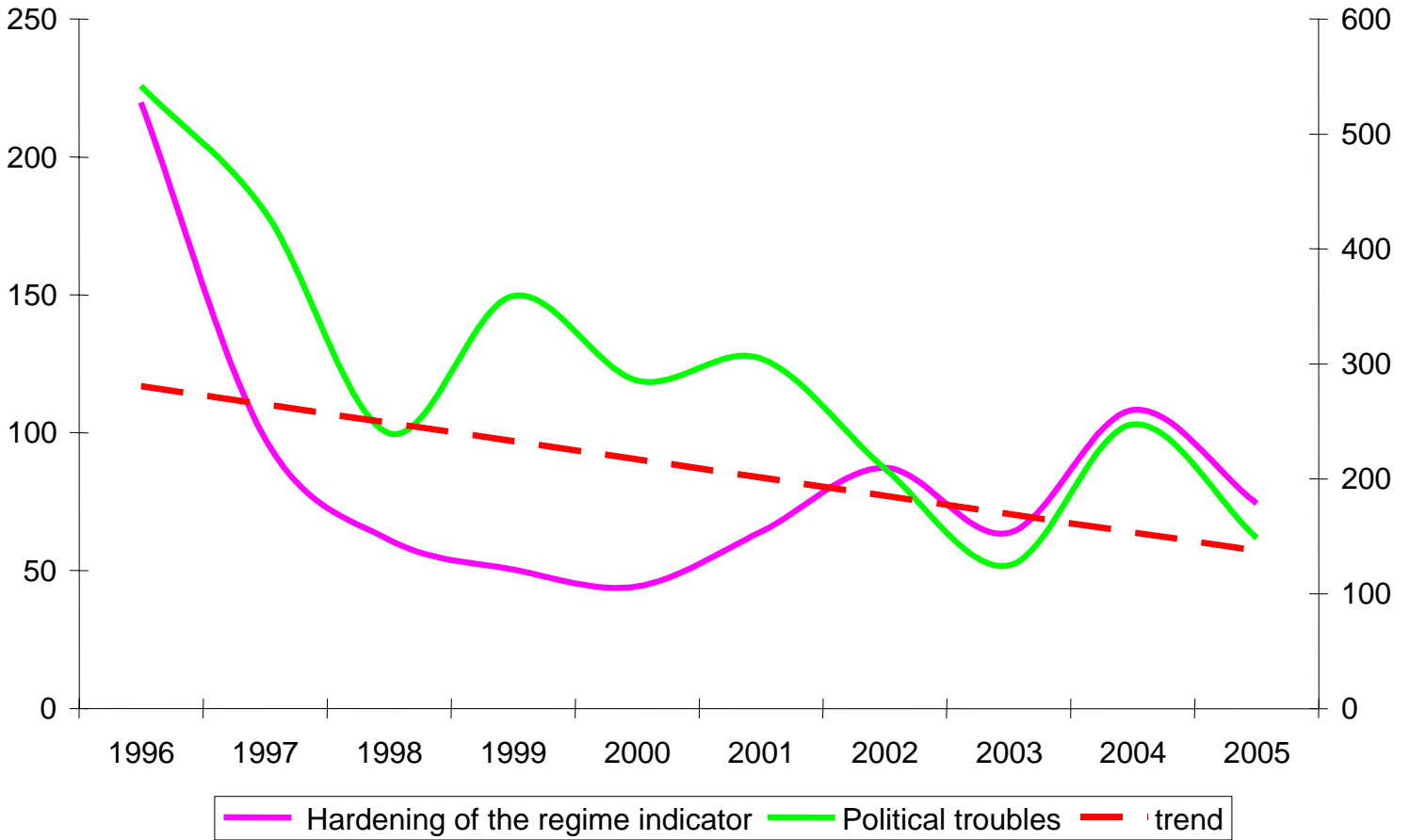
Sources: African Economic Outlook 2005/06, IMF

.... Fiscal discipline...

Region	1997-2003	2004	2005(e)	2006(p)	2007(p)
Central Africa	-0.7	1.7	6.0	5.7	5.2
East Africa	-3.2	-2.7	-3.4	-3.6	-3.3
North Africa	-1.6	-0.9	3.2	3.9	3.4
Southern Africa	-2.9	-1.8	-0.8	-0.6	-0.5
West Africa	-2.5	3.1	6.6	6.3	4.2
Total	-2.2	-0.5	2.1	2.3	1.8
<i>Memorandum items:</i>					
Oil-exporting countries	-1.2	1.9	6.4	7.0	5.9
Non oil-exporting countries	-3.1	-2.6	-2.4	-2.7	-2.7

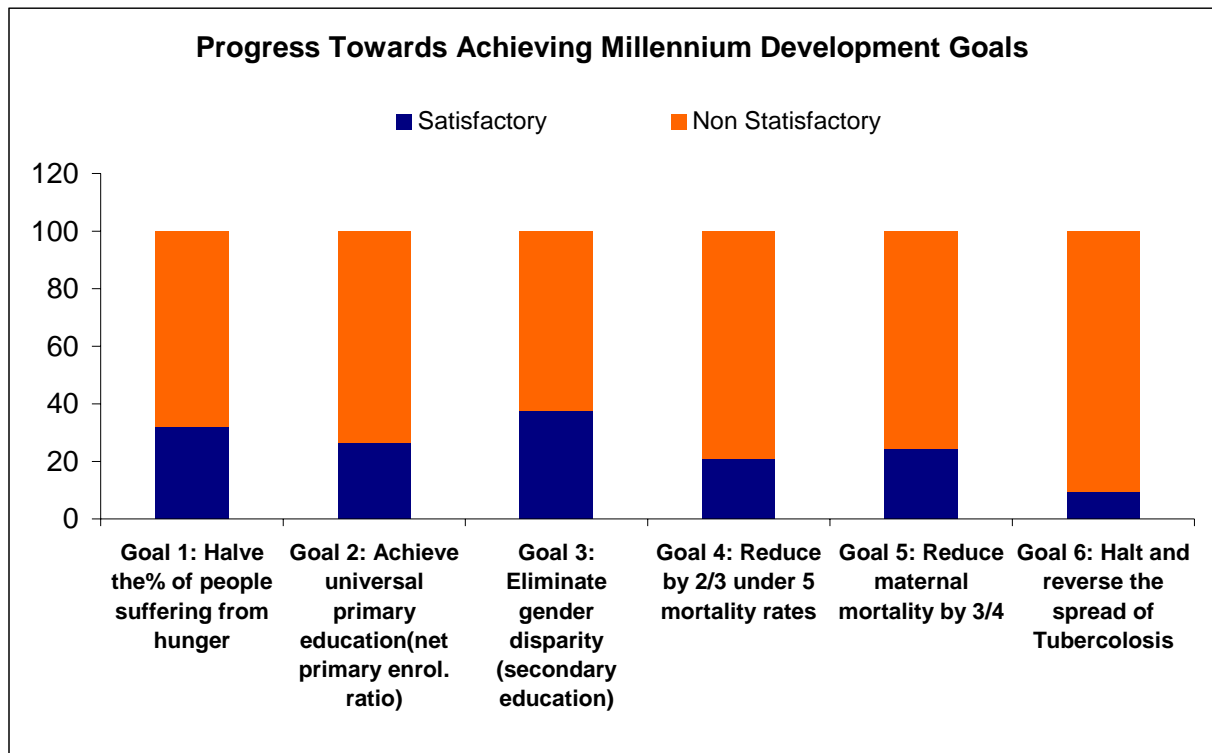
Sources: African Economic Outlook 2005/06, IMF

.... and increased internal political stability.



Sources: African Economic Outlook 2005/06

Nevertheless, Africa still faces tremendous challenges



Sources: African Economic Outlook 2005/06, AfDB, World Bank

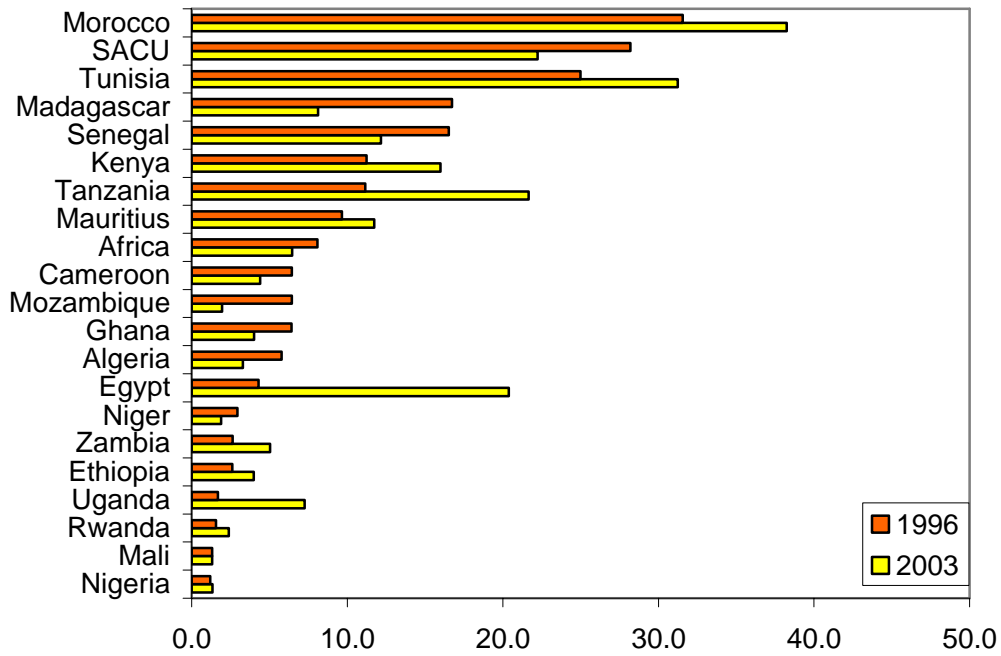
while oil importers are still confronted with medium-term financing issues...

Ratio of trade balance on GDP

Region	1997-2003	2004	2005(e)	2006(p)	2007(p)
Central Africa	11.3	19.7	27.8	28.9	26.3
East Africa	-9.6	-12.3	-14.1	-14.3	-13.5
North Africa	-1.7	3.5	6.9	7	5
Southern Africa	3.4	2.1	2.3	4.3	5.6
West Africa	7.2	12.9	14.3	12.9	10.3
Total	1.2	4.3	6.8	7.2	6.3
Oil-exporting countries	4.4	14.2	19.8	20.1	18.1
Non oil-exporting countries	-1.8	-4.2	-5.6	-5.7	-5.8

Sources: African Economic Outlook 2005/06, IMF

...amplified by weak economic diversification.



Sources: African Economic Outlook 2005/06

Long term development requires to capitalise on windfall gains and mobilise additional resources to finance productive activities, including... transport infrastructure

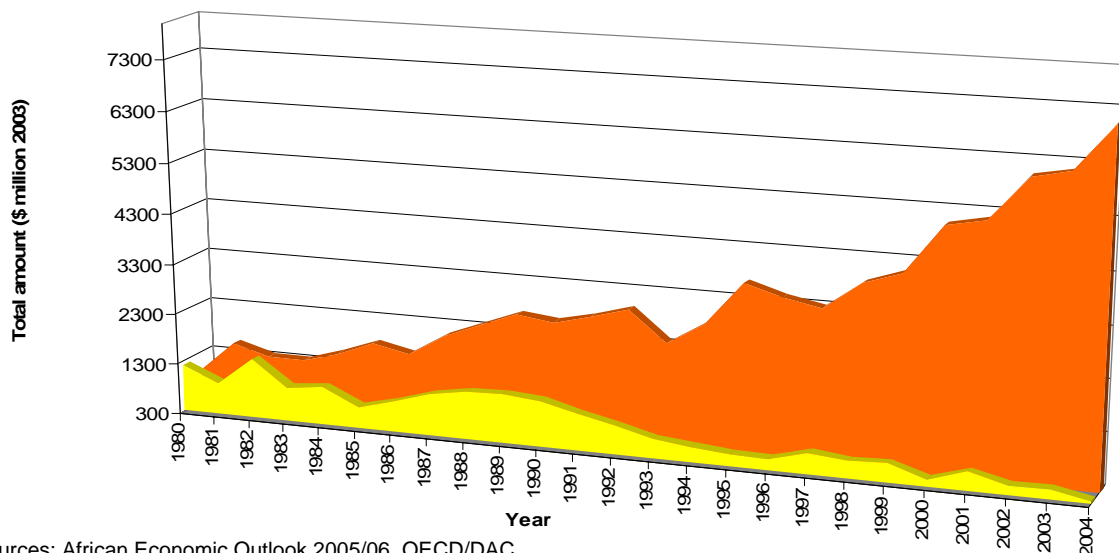
As for today, transport infrastructure is largely underdeveloped in the continent

	Africa	North Africa		SSA	
	% developing countries	% world	% developing countries	% world	% developing countries
Population, 2004	20.2	2.3	3.3	11.7	16.9
GDP, 2004	19.7	2.0	12.4	1.2	7.3
Trade, 2004	6.4	0.9	2.4	1.4	4.0
Air transport (f), 2004	1.8	n.a.	n.a.	n.a.	n.a.
Air transport (p), 2004	1.9	n.a.	n.a.	n.a.	n.a.
Rail transport, 2003	3.5	0.2	0.3	1.7	3.2
Road transport, 2002	>24.0	n.a.	n.a.	7.6	24.0
Sea transport, 2004	43.9	10.4	25.5	7.5	18.4

Sources: African Economic Outlook 2005/06

...while ODA largely has shifted towards social sectors.

■ Total aid in transport ■ Total aid in social and governance sectors



Sources: African Economic Outlook 2005/06, OECD/DAC