

VIETNAM'S EXPERIENCES IN MONITORING AID FOR TRADE/ODA PROJECTS

**OECD Expert Meeting on Indicators
22 October 2010, Paris**

Application of MfDR in Vietnam

- ✦ Vietnam adopted the results-based management system in 2002 for the Comprehensive Poverty Reduction and Growth Strategy (CPRGS).
- ✦ In 2004 Vietnam started to integrate MfDR principles in the design of its 5 year Social Economic Development Plan 2006-2010.
- ✦ In spotlight of Paris Declaration, the donor community in Vietnam is committed to align to SEDP at national, provincial and sectoral levels and make joint efforts with the Government in MfDR.
- ✦ Strengthening the national systems (*planning, budgeting, monitoring and evaluation with support from statistics, etc.*) to serve the demand of MfDR has received very special attention from the Government.

Building Monitoring and Evaluation System

- # Ministry of Planning and Investment introduced the M&E framework for monitoring and evaluation of SEDP and ODA (including AfT) projects.
- # Mid-term review of the SEDP 2006-2010 has been conducted based on this M&E framework. The M&E took place at both central and local levels, covering sectoral and cross-cutting issues.
- # The M&E results are reported to the Government and feed back to the formulation of SEDP 2011-2015.
- # Developing ODA (including AfT) Strategic Framework 2006-2010 and its Implementation Plan to support SEDP 2006-2010.

National ODA Management System

PRIME MINISTER



**ODA STATE MANAGEMENT AGENCIES
(MPI, MOF, MOFA, MOJ, OOG)**



**LINE AGENCIES
(LINE MINISTRIES, PROVINCIAS, etc.)**

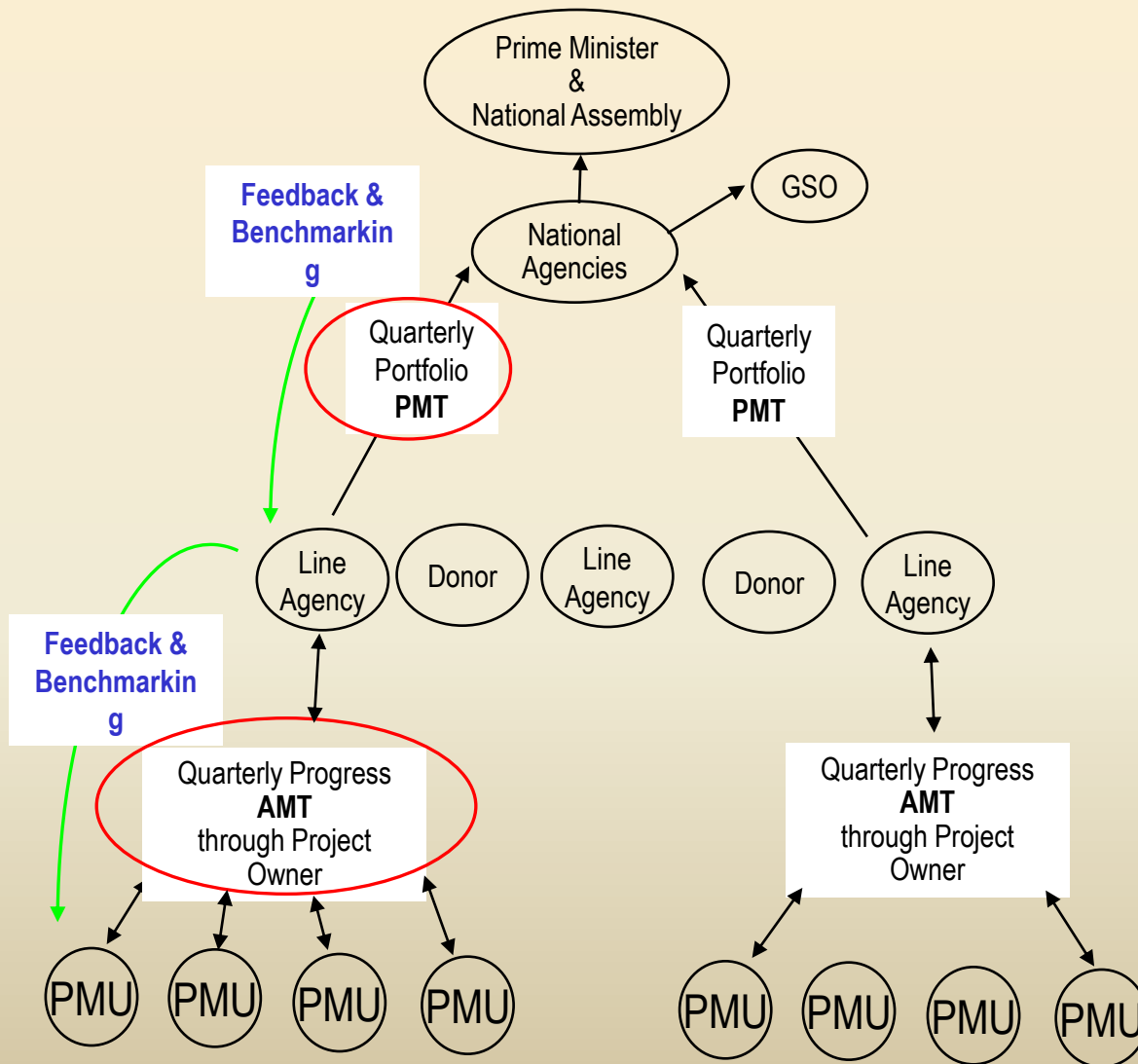


PROJECT OWNER



PROJECT MANAGEMENT UNIT

National ODA/AFT Monitoring System

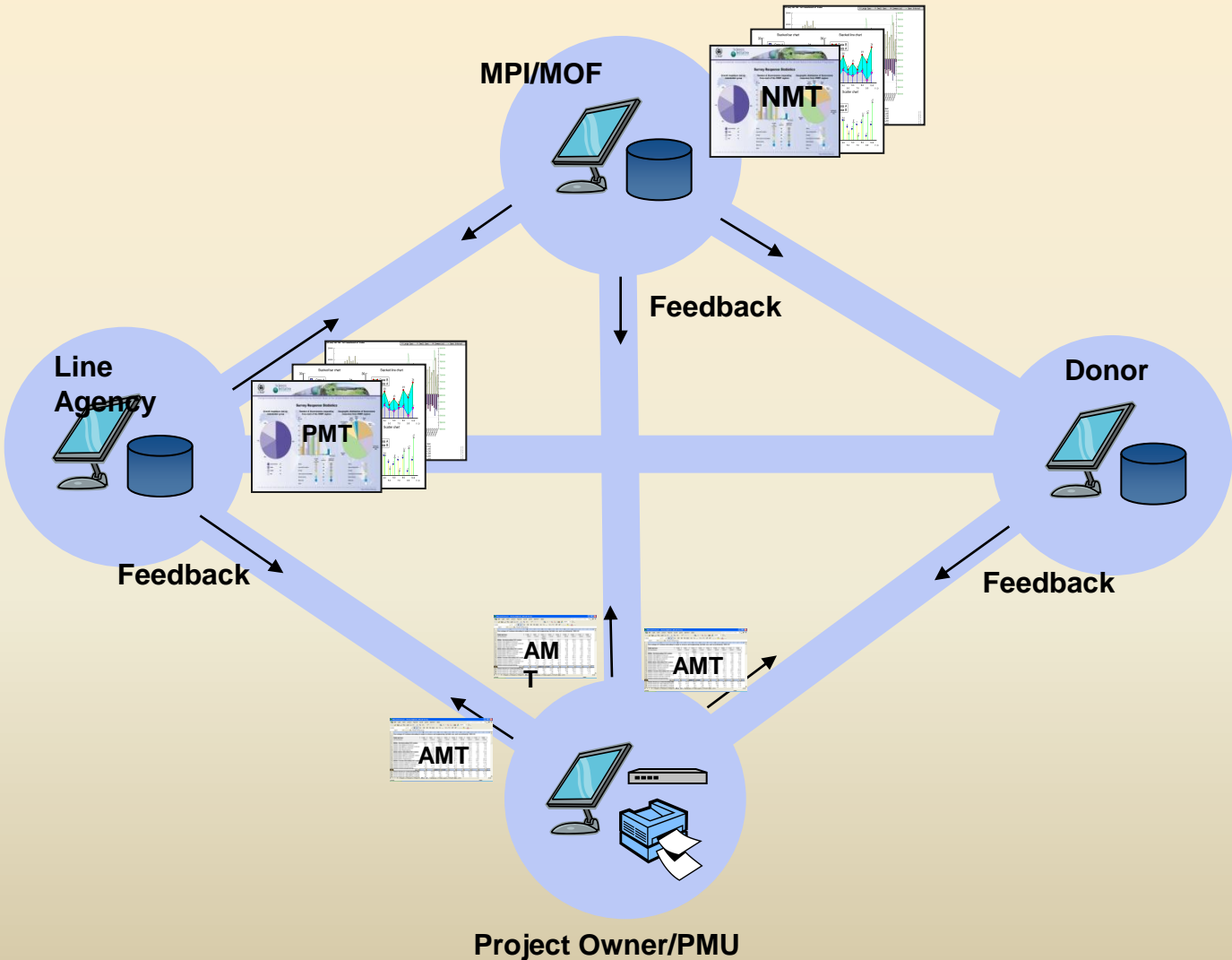


- ODA-MIS
- Aligned Monitoring Tool (AMT)
- National benchmarking indicators – process
- Sectoral benchmarking indicators - progress
- Portfolio Monitoring Tool (PMT)
- Portfolio and contract review tools
- National M&E Manual and Website
- National M&E Resource Centre

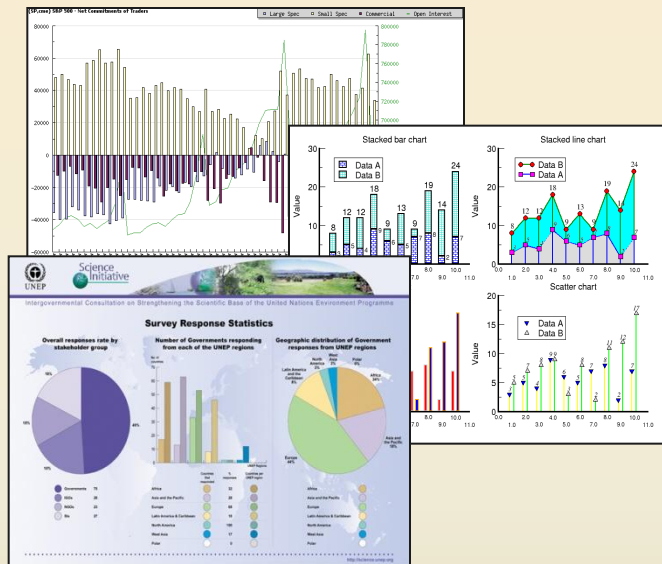
- Aligned Monitoring Tool (AMT)
- Portfolio Monitoring Tool (PMT)
- Sectoral benchmarking indicators - progress
- Portfolio and contract review tools
- National M&E Manual and Website

- Aligned Monitoring framework
- Definitions and procedures to support framework
- Aligned Monitoring Tool (AMT)
- Methods and tools in Manual progress monitoring
- National M&E Manual and Website

Portfolio Monitoring Tool (PMT)



Monitoring indicators in 3 dimensions



- **Disbursement**

Variance between actual and planned rate of disbursement

- **Process**

Variance between actual and planned time taken to complete required processes for bidding, contract implementation, resettlement and environmental management

- **Performance**

Variance between actual and planned implementation of activities and achievement of outputs

Data available from Portfolio Monitoring system

- Disbursement Rate
- Achievement Rate
- Bidding process (Delay, Efficiency)
- Contract Performance
- Resettlement process (for infrastructure projects)
- Logical framework

MONTHLY/QUARTERLY MONITORING REPORTING FORMATS OF PROJECT OWNERS

List reporting forms

- Form 1: Project profile
- Form 2: Brief Monthly/ Quarterly Progress Report
- Form 3: Progress of Covenants and Conditions
- Form 4: Disbursement Report of ODA Funds
- Form 5: Report on Special/ Imprest Account
- Form 6: Disbursement Report of Counterpart funds
- Form 7: Procurement Plan
- Form 8: Procurement Plan - Packages
- Form 9: Procurement Plan - Prequalification/Selection Process
- Form 10: Procurement Plan - Bidding Process
- Form 11: Summary of Bidding Results
- Form 12: Contract Status
- Form 13: Land Acquisition and Resettlement Plan
- Form 14: Monitoring of Compensation and Resettlement
- Form 15: Implementation of Land Acquisition and Resettlement Plan
- Form 16: Implementation Expenditure of Land Acquisition and Resettlement Plan
- Form 17: Environment Protection Plan
- Form 18: Status of Environment Protection Implementation
- Form 19: Logical Framework
- Form 20: Progress of Performance Indicators or Outputs

Example of Monitoring Indicators at a Trade Capacity Building project

	Intervention logic	Objectively verifiable indicators of achievement	Sources and means of verification
Overall objective	<ul style="list-style-type: none"> To assist Vietnam to improve and put in place conditions for sustained and stable economic growth through stronger integration into the global trading system and ultimately contribute in turn to poverty alleviation. 	<ul style="list-style-type: none"> GDP real rate of growth EU-Vietnam import/export flow EU-Vietnam investment flow 	<ul style="list-style-type: none"> Exports and import statistics from Vietnamese Government, EU and international organisations GDP figures from Vietnamese Government and multilateral organisations

Example of Monitoring Indicators at a Trade Capacity Building project

Intervention logic	Objectively verifiable indicators of achievement	Assessment as of 30th June 2007 of each indicator
<p>Project Purpose</p> <p><i>To strengthen the capacity of the government of Vietnam and Vietnamese stakeholders to meet WTO commitments and challenges from other regional and international trade related agreements and enhance the country's competitiveness</i></p>	<ul style="list-style-type: none"> • <i>Number, scope and quality of WTO regulations/legislation adopted</i> • <i>Number of WTO commitments implemented</i> • <i>Successful adoption of skills transferred by European experts to the government of Vietnam and stakeholders</i> • <i>Better awareness of relevant stakeholders of the technical issues disseminated</i> • <i>Increased marketability & competitiveness of Vietnam agriculture products</i> 	<p>Number of WTO commitments implemented: Government's Decree No. 16 to implement WTO obligations and commitments together with Action plan by different Ministries and Government Agencies.</p> <p>About 100 local experts were working in partnership with 22 EU experts to prepare joint study reports and technical workshops.</p> <p>Better awareness of relevant stakeholders of the technical issues disseminated: About 5,500 participants from government agencies, businesses, associations, academia/universities and media took part in various Project's workshops and training courses.</p> <p>The increased marketability and competitiveness of Vietnamese agricultural products is attributed by the project works on establishing WTO and SPS database Portal.</p>

Example of Monitoring Indicators at a Trade Capacity Building project

<p>Result 1. <i>Increased Government capacity to enter WTO timely and meet requirements for membership including progress in sector specific issues and to be well prepared with sound policy choices to cope with trade and economic restructuring as a result of WTO accession</i></p>	<p><i>•Increased capacity of the Ministry Trade and other ministries in fulfilling in good quality commitments under GATS, Agriculture, TBT-SPS agreements and legislative action plan.</i> <i>•Sound instruments consistent with WTO to protect domestic consumers and producers from hazardous and unfair imports</i></p>	<p>Increased capacity to implement WTO commitments: •AGRI-3 increased the capacity of MARD •SERV-5 improved the capacity of GSO to establish a statistical system for trade in services. •SPS/TBT-3 and SERV-4 has increased the capacities of ministries which are responsible for establishing and operating WTO enquiry points under the TBT, SPS and the GATS Agreements. •HOR-8 increased the capacities of the MOT and other government bodies responsible for WTO issues through the establishment of a WTO and market access database Portal. Protection of domestic consumers: HOR-7 workshops informed consumer organizations of the WTO accession package which included many elements which are important for consumers.</p>
--	--	---

Example of Monitoring Indicators at a Trade Capacity Building project

<p>Result 2</p> <p><i>Progress on development of coherent and social and environmental sustainable trade and economic integration strategy as part of economic policy reform process, inter alia through enhanced local institutional and human capacity in trade issues as well as training and legal advices</i></p>	<ul style="list-style-type: none"> •<i>Quality of Vietnamese published trade (strategy) documents</i> •<i>Social and environmental sustainable liberalization process encompasses trade policy</i> •<i>Changed legislation in accordance with WTO rules and 's other international obligations and commitments</i> •<i>Policy material produced by the programme actually used for legislation</i> •<i>Better awareness of relevant stakeholders of the technical issues disseminated</i> •<i>Proper policy consultation mechanisms in place</i> •<i>Improved marketability and competitiveness of Vietnamese agricultural, fishery products and processed foods</i> 	<ul style="list-style-type: none"> •The activities of Project will be reflected in better quality trade (strategy) documents in a later period •About 5,500 participants from different stakeholders involved in Project activities (ministries, other government bodies, local authorities, universities, other training institutions and business) have increased awareness of the issues addressed by the Project as described before •About 11 Policy networking sessions and 38 WSs in various Project activities created platforms for policy debate and coordination.
---	---	---

Example of Monitoring Indicators at a Trade Capacity Building project

Result 3

Increased knowledge and networking on international trade and WTO issues among the government, the private sector, training and research institutions and other public and private stakeholders and facilitating Vietnamese businesses and society at large to fully take advantage of WTO membership

- *Number of government officials, business representatives and organizations participating in various activities (training, seminars, workshops etc) also from gender perspective;*
- *Level of increased awareness, and understanding of participants in various activities (e.g. based on feedback forms);*
- *Training and research material produced, information and advocacy material produced , networks established;*
- *Quality and quantity of coverage in the local media of trade issues;*
- *Effective access to other markets through knowledge and compliance with the standards and technical requirements*

Among 5,500 participants took part in project activities, there were about 2200 government officials, 1700 business representatives, 1600 university lecturers and others .About 40% of the participants were females. Feedback from participants to project events (either via completed evaluation forms or reports from beneficiaries) indicate that most of the participants gave the highest qualification to project events About 260 press articles have been devoted to project activities. The WTO Portal promoted better interaction among stakeholders on WTO/market accession issues, thus contribute to a better access for VN products to other markets.

Example of Monitoring Indicators at a Trade Capacity Building project

Result 4

Increased government capacity to further integrate effectively into the regional trade related arrangements such as AFTA, ASEM, ASEAN plus dialogue partners

- number of government officials, business representatives and organizations participating in various activities (training, seminars, workshops etc) also from gender perspective*
- level of increased awareness, and understanding of participants in various activities (e.g. based on feedback forms);*
- training and research material produced*
- quantity and quality of Vietnamese contributions to agreements/discussions at regional level*
- Best practices on regional trade reforms can foster multilateral trade policies and WTO implementation*

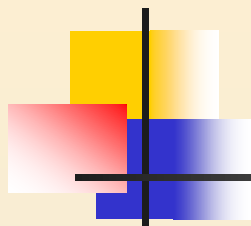
- 12 Government officials in relevant ministries were supported to participate in regional meetings on trade and DDA.*
- Reports from participants showed that their level of understanding of the issues was improved after the event. All participants qualified the Project events and documents as relevant to their work.*

Example of Monitoring Indicators at a Trade Capacity Building project

<p>Result 5 <i>Improved conditions of doing business in for European operators including enhanced bilateral market access of Vietnamese and European business operators</i></p>	<ul style="list-style-type: none"> • <i>Vietnamese Legislation and implementation does not discriminate against European businesses as a result of 's commitments in the WTO.</i> • <i>Business operators know where to receive and do get from Vietnamese support institutions relevant information on market access including TBT/SPS</i> • <i>simplification and rationalization of various procedures pertaining to permits and other regulatory requirements relating to international trade</i> 	<ul style="list-style-type: none"> • <i>No Vietnamese legislation and implementing regulations have been identified as discriminatory vis-à-vis EU business</i> • <i>SPS/TBT-1,SPS/TBT-3, SERV-4 and HOR-8 will provide market access information to business in Vietnam.</i>
---	--	---

Observation and Open Questions

- A good M&E system has been in place.
- Pressing demand for trade performance & trade capacity indicators at national level.
- There are some missing link between project indicators and national indicators.
- Can we establish a logical framework at country level to manage trade performance and development results?
- If yes, can we synchronise project logframe and country logframe?
- If no, what are other possible and desirable approaches? E.g. country studies, sector studies, result chain analysis etc...



THANK YOU

Hangttt@moit.gov.vn