

## Investing in Youth

### Investing in Youth: Latvia

DOI: <http://dx.doi.org/10.1787/9789264240407-en>

ISBN 978-92-64-24039-1 (print)

ISBN 978-92-64-24040-7 (PDF)

© OECD 2015

## Corrigenda

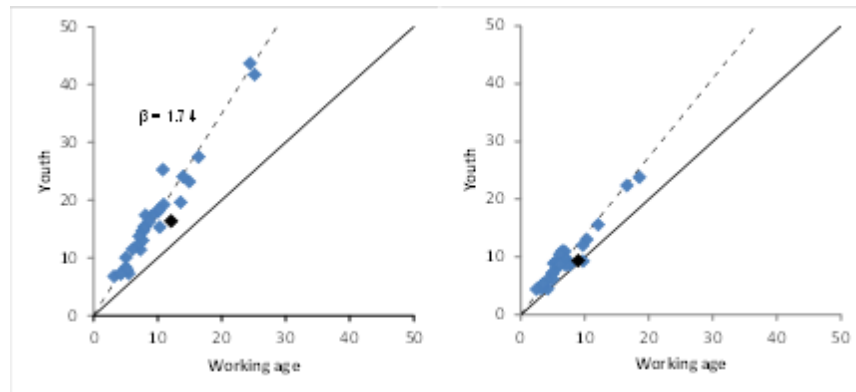
### Page 25, Figure 1.1. The youth population in Latvia is shrinking rapidly

The source to the figure should read “Source: OECD calculations based on CSB data” and not “Source: OECD calculations based on the Latvian Labour Force Survey and CSB data.”

### Page 28, Figure 1.3. Unemployment rates can be a misleading measure of labour market performance for youth

Left panel: unemployment rates for youth and adults, in percent

Right panel: unemployment ratios for youth and adults, in percent



Note 2 should read “Latvia is represented by a black mark”.

### Pages 28, 31, 32, 33, 39, 41, 42, 44, 46, 48, 51, 52, 57, 63, 69, 71, 76, 77, 79, 78, 86, 88 and 104:

For figures 1.3, 1.5, 1.6, 1.7, 2.1, 2.2, 2.3, 2.4, 2.5, 2.7, 2.8, 2.9, 2.A1.1, 3.3, 3.6, 3.7, 3.8, 3.9, 3.10, 3.11, 3.A2.1, 3.A2.2, 3.A2.3 and 4.5: “in percent” should replace “in percentage”.

### Page 29:

*Last paragraph*

The sentence “The remainder is due to the effect of migration on the size of the youth population (blue-shaded area).” should replace “The remainder is due to the effect of migration on the size of the youth population (red-shaded area).”

### Page 30, Figure 1.4. The rise in the employment rate after 2010 was primarily due to demographic effects

In this figure, the panel titles were inadvertently reversed. “. For the left panel, the title should be “Change in the number of employed youth by sex and level of education”. For the right panel, the title should be “Youth employment rate as observed and anchored at the population size of 2007

### Page 67, 69, 71, 76 and 78:

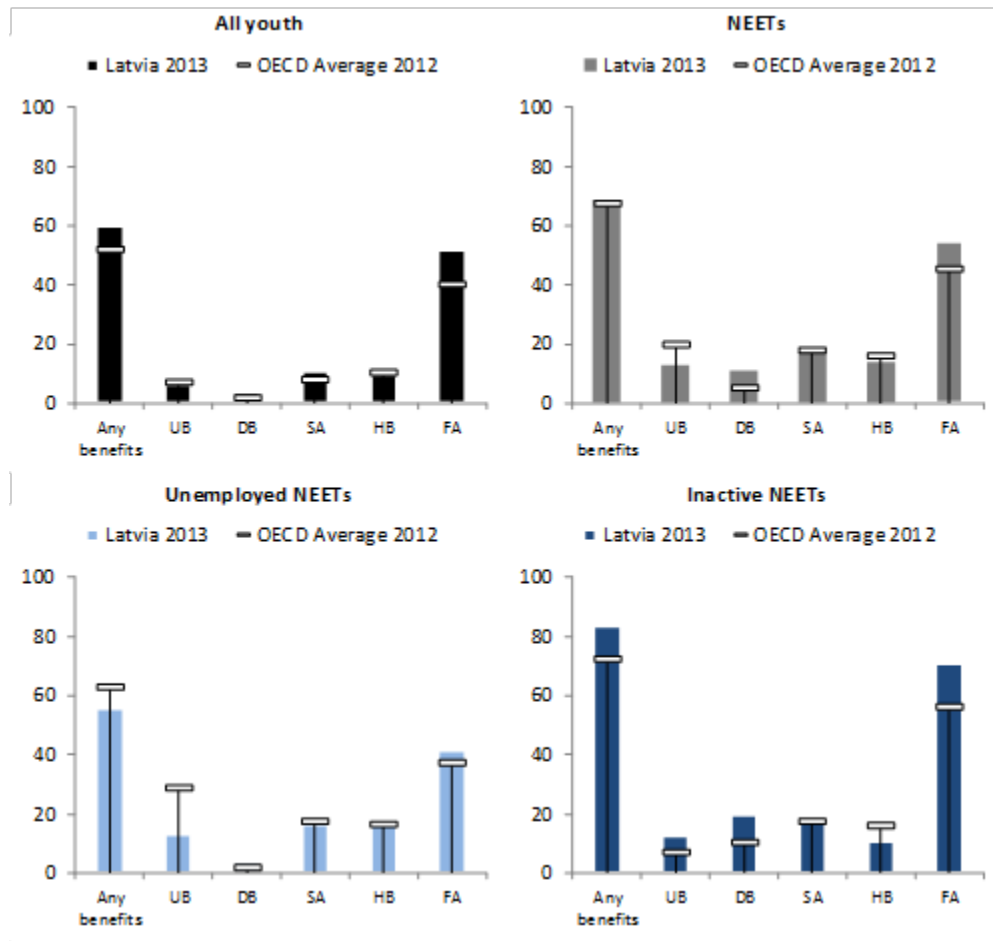
For Figures 3.5, 3.6, 3.7, 3.8 and 3.10, the source line should read “OECD calculations based on EU-SILC, HILDA (Australia), SLID (Canada), CASEN (Chile), ENIGH (Mexico) and CPS (United States).”

**Page 71, Figure 3.7. Benefit coverage is better for inactive than for unemployed NEETs, Benefit receipt rates in Latvia by subgroup in percentage**

This figure should only include the first four panels.

**Figure 3.7. Benefit coverage is better for inactive than for unemployed NEETs**

Benefit receipt rates in Latvia by subgroup in percent



**Page 79, last paragraph:**

The sentence “While both groups had nearly identical poverty rates of 14.2 and 14.7 percent in 2007” should replace “While both groups had nearly identical poverty rates of 14.2 and 14.7 percentage points in 2007”.

**Page 97, Figure 4.4 The decline in enrolment has been more modest for vocational education**

The correct link is: [http://data.csb.gov.lv/pxweb/lv/Sociala/Sociala\\_ikgad\\_izgl/IZ0220.px/?rxid=cdcb978c-22b0-416a-aacc-aa650d3e2ce0](http://data.csb.gov.lv/pxweb/lv/Sociala/Sociala_ikgad_izgl/IZ0220.px/?rxid=cdcb978c-22b0-416a-aacc-aa650d3e2ce0)

**Page 99, Table 4.1. A growing share of special-needs students attends mainstream schools**

The correct link is: [http://data.csb.gov.lv/pxweb/en/Sociala/Sociala\\_ikgad\\_izgl/IZ0010.px/?rxid=a79839fe-11ba-4ecd-8cc3-4035692c5fc8](http://data.csb.gov.lv/pxweb/en/Sociala/Sociala_ikgad_izgl/IZ0010.px/?rxid=a79839fe-11ba-4ecd-8cc3-4035692c5fc8)

**Page 116, Box 4.3. Providing employers with incentives for offering apprenticeships**

The source of the box should be: OECD (2014), *Investing in Youth: Brazil*, OECD Publishing, Paris, <http://dx.doi.org/10.1787/9789264208988-en>.

**Page 117, Box 4.4. Group Training Organisations in Australia**

The correct links are:

<http://www.australianapprenticeships.gov.au/group-training>

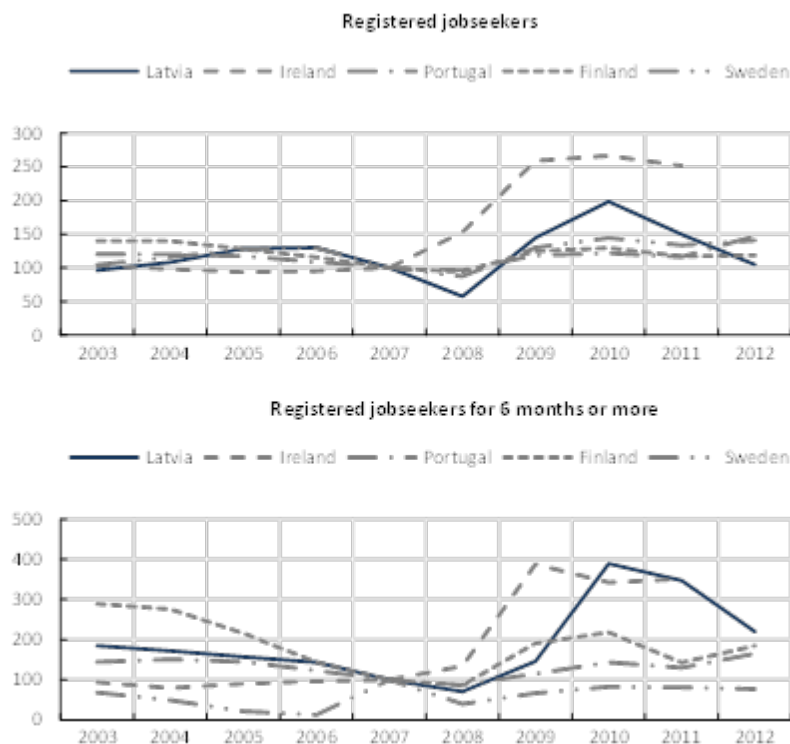
<http://www.australianapprenticeships.gov.au/sites/prod.australianapprenticeships.gov.au/files/publication-documents/JGPT%20Report%20final%207%20July%202014.docx>

**Page 134, Figure 5.1:**

The title of the figure should read: *Change in registered youth unemployment, Jobseekers aged less than 25 years, scaled to 100 in 2007*. The scale should be at 100 in 2007.

**Figure 5.1. Change in registered youth unemployment**

Jobseekers aged less than 25 years, scaled to 100 in 2007



**Page 154, Point 5:**

The second sentence should read: "The measure, which is welcome to promote workbased learning in a context where VET and apprenticeship are under-developed, also allows youth to try out up to three different full-time trainings in VET schools, each for three weeks."