



Taxing Wages - Canada

Tax on labour income

The **tax wedge** is a measure of the tax on labour income, which includes the tax paid by both the employee and the employer.

TAX WEDGE ON LABOUR INCOME

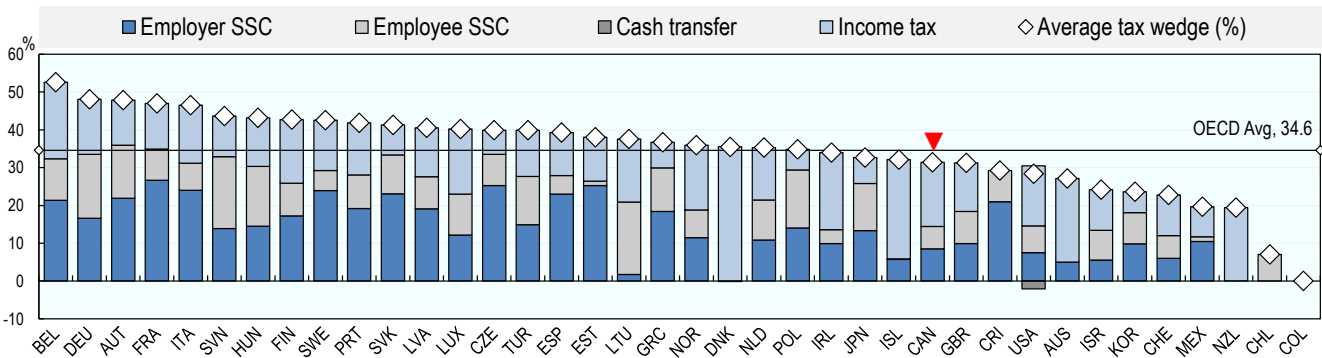
$$\frac{((\text{Personal income tax} + \text{employee and employer social security contributions (SSCs)}) - \text{Family Benefits})}{(\text{Total labour costs (gross wages} + \text{employer SSCs)})}$$

Single worker

The tax wedge for the average single worker in Canada increased by 0.6 percentage points from 30.9% in 2020 to 31.5% in 2021. The » OECD average tax wedge in 2021 was 34.6% (2020, 34.6%). In 2021, Canada had the 27th lowest tax wedge among the 38 OECD member countries, occupying the same position in 2020.

» In Canada, income tax and employer social security contributions combine to account for 81% of the total tax wedge, compared with 77% of the total OECD average tax wedge.

Average tax wedge: average single worker, no children



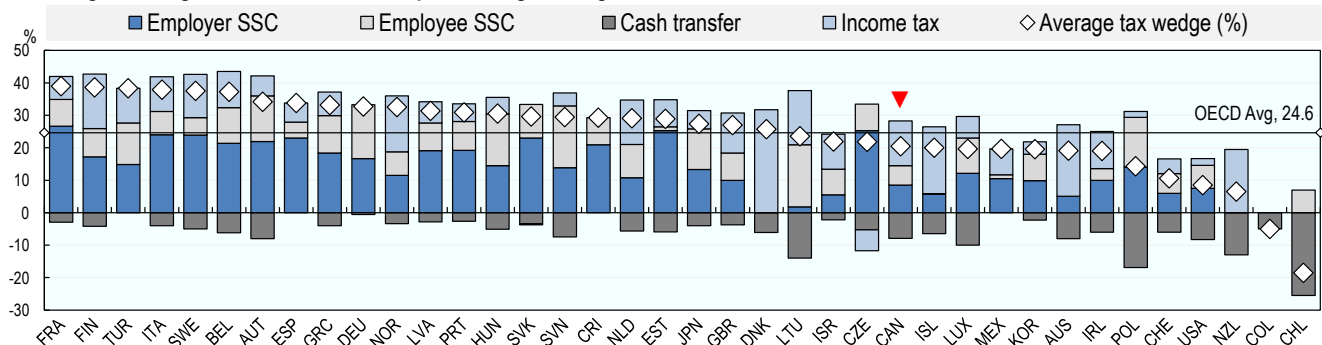
One-earner married couple with two children

The tax wedge for a worker with children may be lower than for a worker on the same income without children, since most OECD countries provide benefits to families with children through cash transfers and preferential tax provisions.

» Canada had the 26th lowest tax wedge in the OECD for an average married worker with two children at 20.4% in 2021, which compares with the OECD average of 24.6%. The country occupied the 29th lowest position in 2020.

» Child related benefits and tax provisions tend to reduce the tax wedge for workers with children compared with the average single worker. In Canada in 2021, this reduction (11 percentage points) was greater than the OECD average (10 percentage points).

Average tax wedge: One-earner married couple at average earnings, 2 children



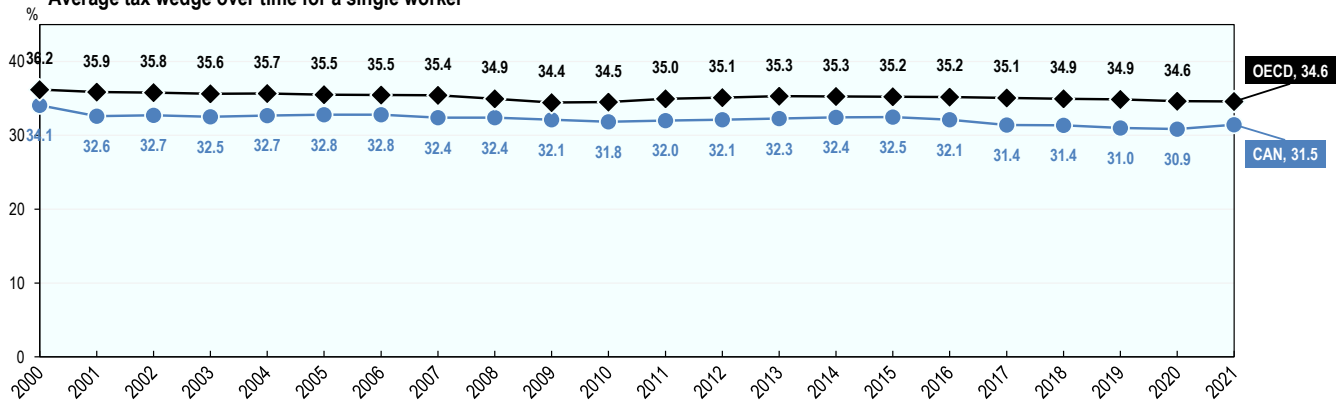


Tax wedge trends between 2000 and 2021

» In Canada, the tax wedge for the average single worker decreased by 2.6 percentage points from 34.1% to 31.5% between 2000 and 2021. During the same period, the average tax wedge across the OECD decreased by 1.6 percentage points from 36.2% to 34.6%.

Between 2009 and 2021, the tax wedge for the average single worker decreased by 0.6 percentage points in Canada. During this same period, the tax wedge for the average single worker across the OECD increased slowly to 35.3% in 2013 and 2014 before decreasing back to 34.6% in 2021.

Average tax wedge over time for a single worker



Employee tax on labour income

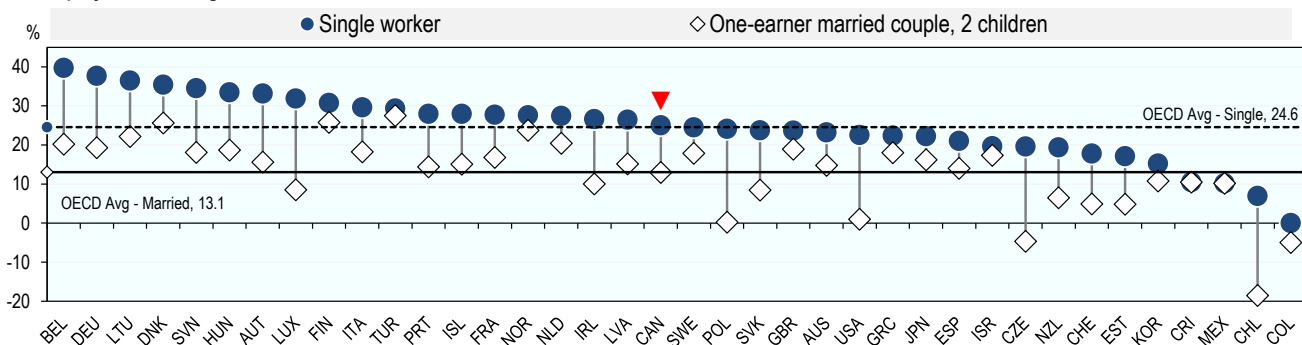
The employee net average tax rate is a measure of the net tax on labour income paid directly by the employee.

$$\text{EMPLOYEE NET AVERAGE TAX RATE} = \frac{(\text{Employee personal income tax and employee social security contributions}) - \text{Family Benefits}}{\text{Gross wages}}$$

» In Canada, the average single worker faced a net average tax rate of 25.1% in 2021, compared with the OECD average of 24.6%. In other words, in Canada the take-home pay of an average single worker, after tax and benefits, was 74.9% of their gross wage, compared with the OECD average of 75.4%.

Taking into account child related benefits and tax provisions, the employee net average tax rate for an average married worker with two children in Canada was 13.0% in 2021, which is the 24th lowest in the OECD, and compares with 13.1% for the OECD average. This means that an average married worker with two children in Canada had a take-home pay, after tax and family benefits, of 87.0% of their gross wage, compared to 86.9% for the OECD average.

Employee net average tax rate



Contacts

David Bradbury
 Centre for Tax Policy and Administration
 Head, Tax Policy and Statistics Division
 David.Bradbury@oecd.org

Alexander Pick
 Centre for Tax Policy and Administration
 Head, Tax Data & Statistical Analysis Unit
 Alexander.Pick@oecd.org

Leonie Cedano
 Centre for Tax Policy and Administration
 Statistician/Junior Analyst
 Leonie.Cedano@oecd.org