

Taxing Energy Use 2018

Slovenia

This note describes the taxation of energy use in Slovenia. It contains the country's energy tax profiles, followed by country-specific information to complement the general discussion in *Taxing Energy Use 2018* (OECD, 2018). The note contains four energy tax profiles for Slovenia:

Figure 1: Effective tax rates on energy use in EUR/GJ, 2015, including electricity output taxes and energy use from biomass

Figure 2: Effective tax rates on energy use in EUR/tCO₂, 2015, including electricity output taxes and energy use from biomass

Figure 3: Effective tax rates on energy use in EUR/tCO₂, 2015, excluding taxes on electricity output, including carbon emissions from biomass

Figure 4: Effective tax rates on energy in EUR/tCO₂, 2015, excluding taxes on electricity output and carbon emissions from biomass

The main insights from the second vintage of the *Taxing Energy Use* database, including a systematic comparison of patterns of the taxation of energy use across countries, sectors and fuels are available in *Taxing Energy Use 2018* (OECD, 2018) at: <http://oe.cd/TEU2018>.

1. Energy tax profiles for Slovenia

Figure 1. Effective tax rates on energy use in EUR/GJ, 2015, including electricity output taxes and energy use from biomass

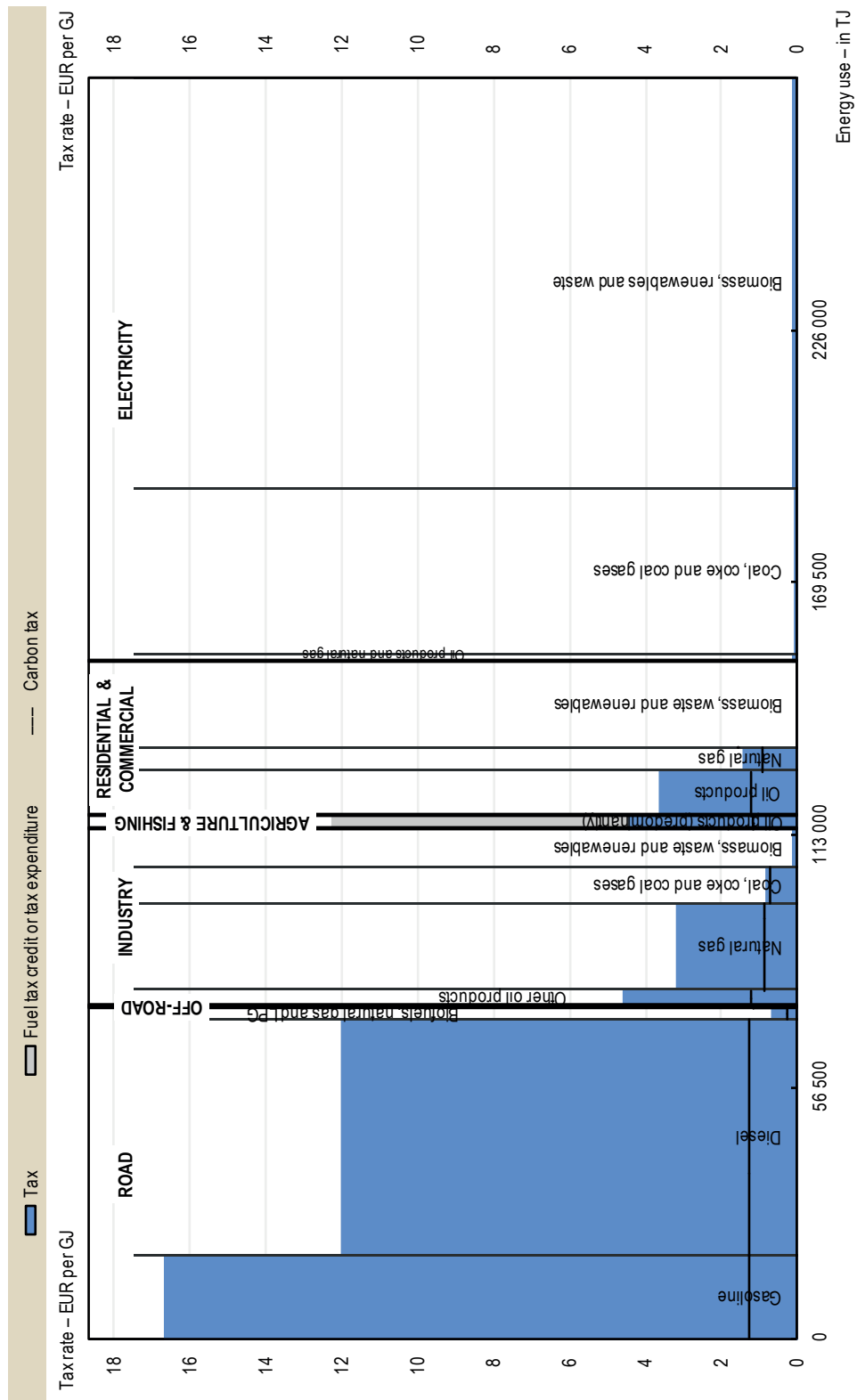


Figure 2. Effective tax rates on energy use in EUR/tCO₂, 2015, including electricity output taxes and carbon emissions from biomass

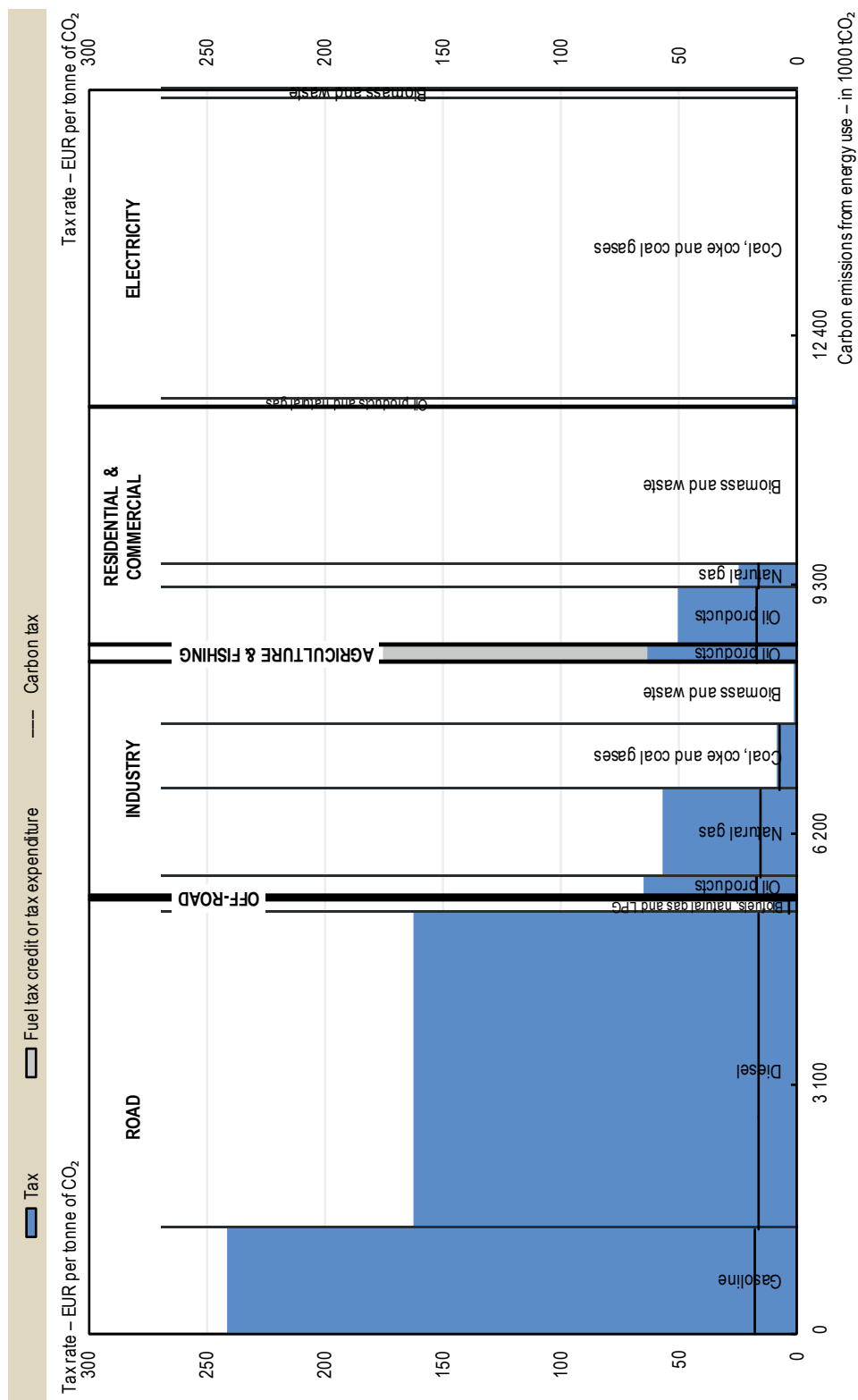


Figure 3. Effective tax rates on energy use in EUR/tCO₂, 2015, excluding taxes on electricity output, including carbon emissions from biomass

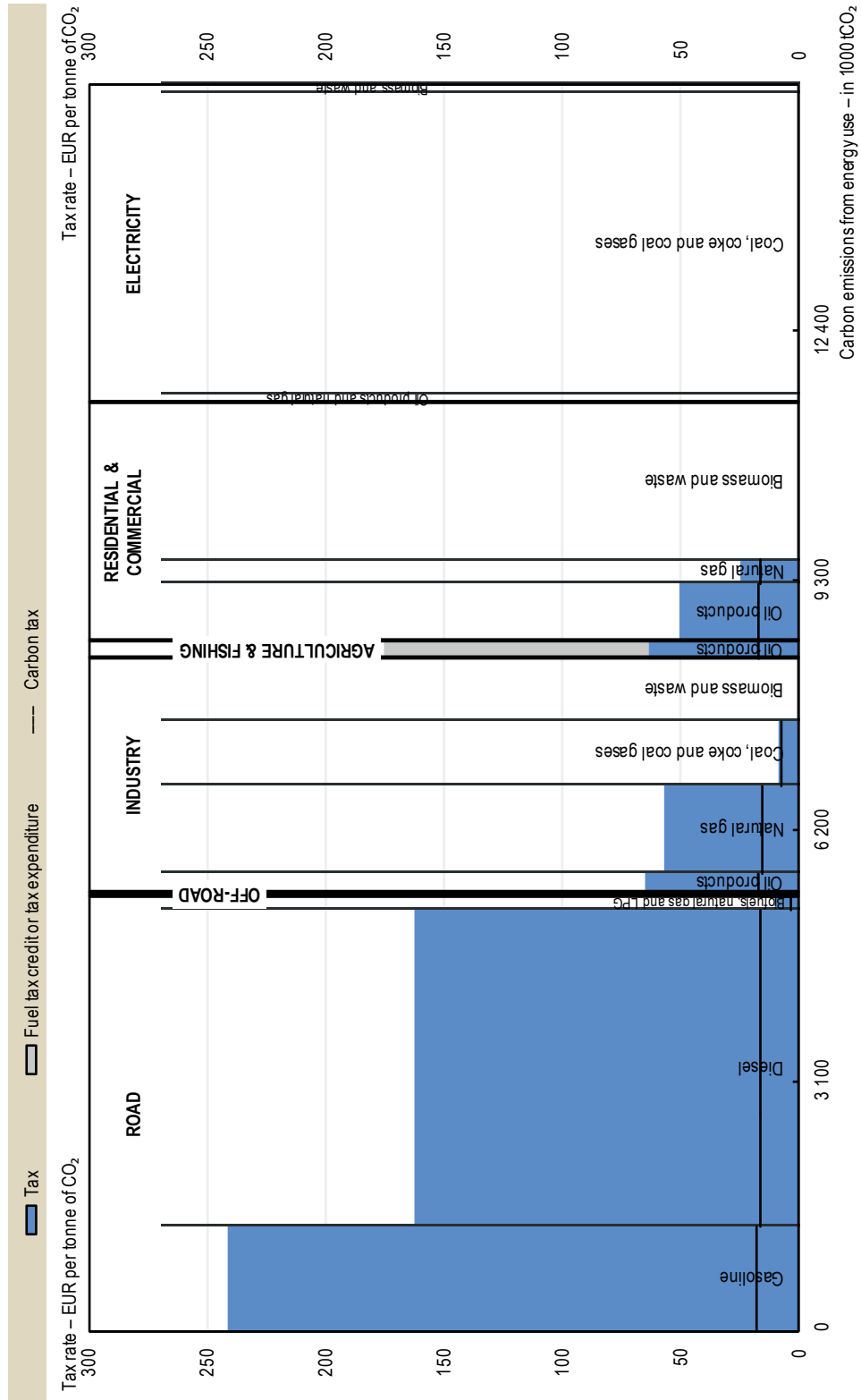
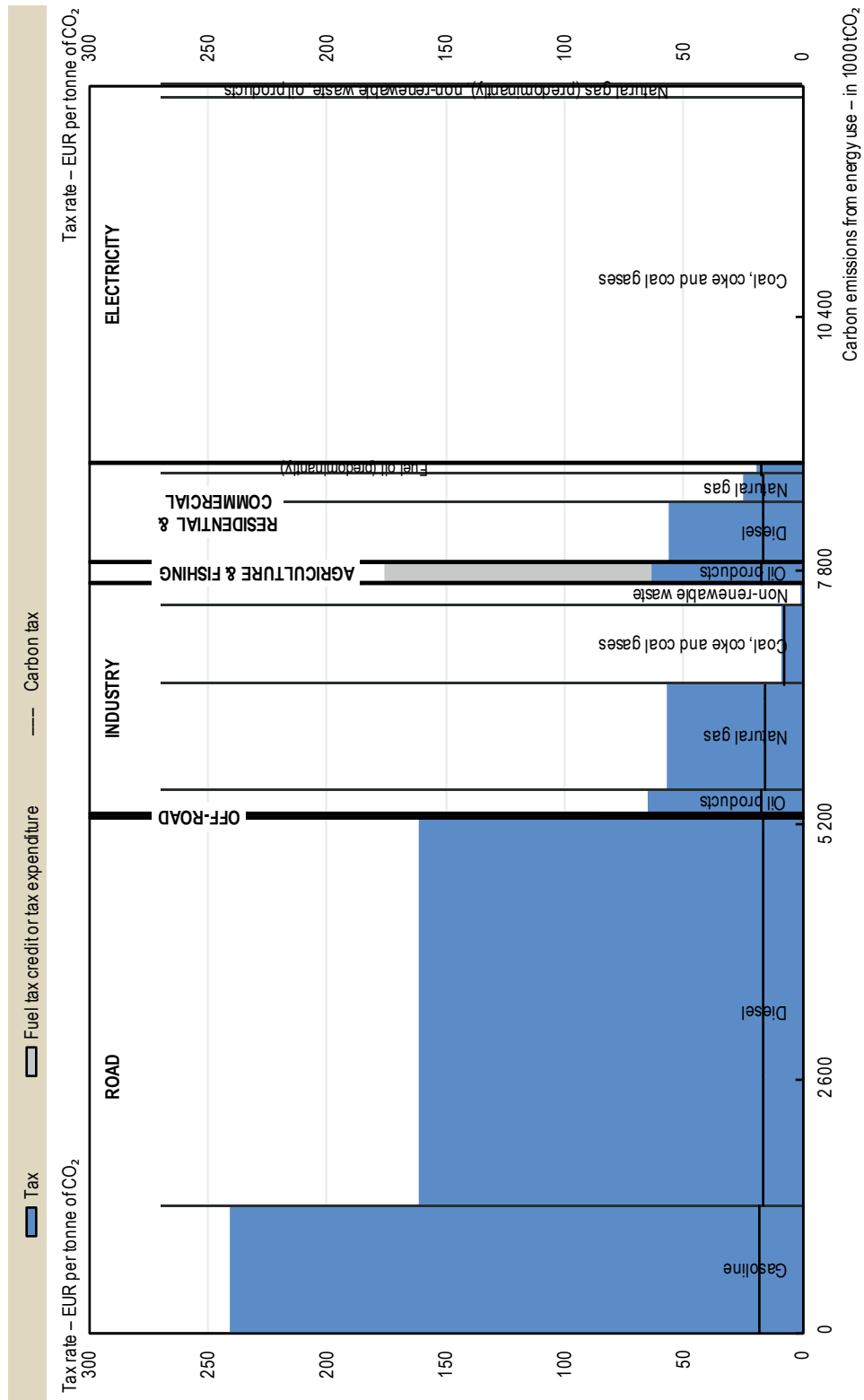


Figure 4. Effective tax rates on energy use in EUR/tCO₂, 2015, excluding taxes on electricity output and carbon emissions from biomass



2. Country-specific notes

This note describes the taxation of energy use in Slovenia. It contains the country's energy tax profiles, accompanied by country-specific information to complement the general discussion in *Taxing Energy Use 2018* (OECD, 2018). Tax rates are those applicable in April 2015, energy use data are for 2014.

The data shown in the energy tax profiles is from the OECD's *Taxing Energy Use* (TEU) Database. More detail on the TEU Database, the calculation of effective tax rates on energy use and the interpretation of the energy tax profiles can be found in *Taxing Energy Use 2018* (OECD, 2018).

Slovenia participates in the European Union emissions trading system (ETS), not shown in the energy tax profiles.¹

Energy and carbon taxes

Energy taxes in Slovenia are levied within the framework of the 2003 EU Energy Tax Directive, which sets minimum rates for the taxation of energy products in member states. Within this framework, the main taxes on energy use in Slovenia are the following:

- An energy tax applies to oil products, natural gas and coal and coke consumption, gasoline is additionally subject to a strategic stockpile fee.
- A CO₂ tax applies to the same fossil fuels subject to the energy tax, at rates varying in proportion to fuels' carbon content.
- Electricity output is taxed (per MWh), except if used for chemical reduction and electrolytic and metallurgical processes.

These taxes are included in the energy tax profiles of Slovenia, but the tax on electricity output is only included when separately indicated (see below). Where more than one tax rate applies to an energy user or fuel, the energy tax profile shows their sum.

Effective tax rates on energy use for different fuels and users

The tax rates on different fuels and uses are linked to Slovenia's energy use² to calculate effective tax rates on energy use (in EUR/TJ) or CO₂ emissions from energy use (in EUR/tCO₂). Energy use and the CO₂ emissions associated with it are shown for six economic sectors: road transport, domestic offroad transport, industry, agriculture and fishing, residential and commercial, and electricity.

The Slovenian energy tax profiles (Figures 1 and 2) show effective tax rates for different fuels and uses in terms of the fuels' energy and carbon content, respectively. Figures 1 and 2 include energy use and carbon emissions from biomass and they show output taxes on electricity. Figure 3 is identical to Figure 2, except that taxes on electricity output are excluded. Figure 4 excludes carbon emissions from biomass and taxes on electricity output.

- Of the six economic sectors, fuel use in the **road** sector is taxed at the highest rates, both in terms of the fuels' energy and carbon content. Within the road sector, gasoline is taxed at the highest effective tax rate, diesel is taxed at a lower effective

1. The OECD's [Effective Carbon Rates](#) contains information on emissions trading systems.
2. Data on energy use is taken from the IEA's *Extended World Energy Balances*, see Chapter 1 of *Taxing Energy Use 2018* (OECD, 2018) for additional detail.

rate in terms of TJ and in terms of CO₂. Diesel used for professional transport purposes is taxed at a lower statutory tax rate. LPG and natural gas are taxed at lower rates than gasoline and diesel. Biofuels are untaxed.

- Fossil fuels in the **off-road** sector are taxed, but at lower effective rates than fuels for road use. Fuels used for domestic navigation and aviation are untaxed.
- Fossil fuels in the **industry** and the **residential and commercial** sector are subject to the excise tax and the CO₂ tax, but at lower rates than in road transport. The firms that participate in the ETS are fully subject to the CO₂ tax, thereby the corresponding amount of carbon emissions from energy use is shown as taxed under the CO₂ tax in the energy tax profile. The following reduced rates and exemptions are included in data shown in the energy tax profiles:
 - Diesel used by commercial and industrial users benefits from a lower statutory excise rate;
 - Fuels used for combined heat and power (CHP) generation and used for chemical reduction, and electrolytic and metallurgical processes are untaxed. It is assumed that these processes cover the chemical and petrochemical, iron and steel and non-ferrous metals industrial sectors.
 - Only the CO₂ tax applies to LPG used for heating purposes.
- Fossil fuels in the **agriculture and fishing** sector are subject to the excise tax and the CO₂ tax. Diesel used for agriculture purposes benefits from a lower statutory excise tax rate.
- **Electricity** output is taxed except when used for chemical reduction and electrolytic and metallurgical processes. It is assumed that these processes cover the chemical and petrochemical, iron and steel and non-ferrous metals industrial sectors. Fuels used to generate electricity are untaxed.

Assumptions and caveats

- Diesel used in commercial road transport is subject to a reduced tax rate, and based on data provided by national officials, this reduced rate is shown as applying to 29% of diesel consumption.
- Contributions and surcharges apply to some energy products, the revenues of which are used for programmes aimed at achieving energy savings. These charges are not included in the TEU Database.

Where not separately indicated, these assumptions have been arrived at in consultation with national officials, or otherwise are based on previous *Taxing Energy Use* publications.

Reported tax expenditures and rebates

The following tax expenditures are included in the *Taxing Energy Use* data for Slovenia:

- Diesel used in professional road transport benefits from a lower statutory tax rate.
- Fuels used for domestic aviation and domestic navigation are untaxed.
- Gasoline and diesel for agriculture purposes are taxed at a lower statutory excise tax rate.

Reported tax expenditures or rebates might be averaged with tax rates on other energy uses, in which cases they are not visibly identifiable in the graphical profile. Additional detail on the treatment of tax expenditures is available in Chapter 1 of *Taxing Energy Use 2018*.

Sources

The main insights from the second vintage of the *Taxing Energy Use* database are analysed in:

OECD (2018), *Taxing Energy Use 2018 – Companion to the Taxing Energy Use Database*, OECD Publishing, Paris. <http://dx.doi.org/10.1787/9789264289635-en>.

Apart from the sources included in *Taxing Energy Use 2018* (OECD, 2018), and consultation with national delegates, the following country-specific source was used:

Slovenian Ministry of Finance (2015), “Taxation in Slovenia”, www.mf.gov.si/fileadmin/mf.gov.si/pageuploads/Davki_in_carine/Angle%C5%A1ki/Taxation_in_Slovenia_2015.pdf.