

Malaysia

Malaysia's greenhouse gas (GHG) emissions mainly consist in CO₂ emissions from energy use (75%). In 2021, these emissions were not covered by any carbon pricing instrument, and neither were other GHG emissions¹, which made up about 25% of national emissions (see Figure 1, Figure 2, Figure 3).

Figure 1. Average effective carbon rates in Malaysia in 2021

CO₂ emissions from energy use and other GHG emissions

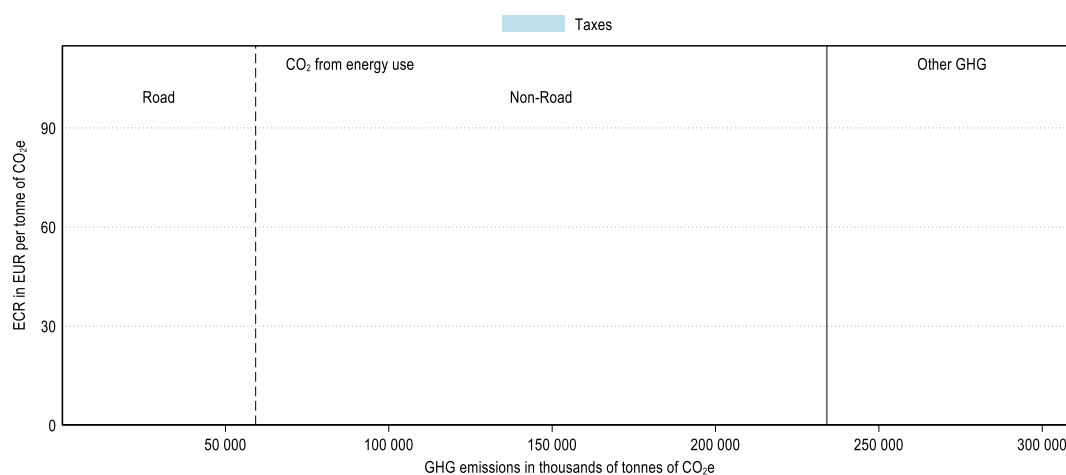
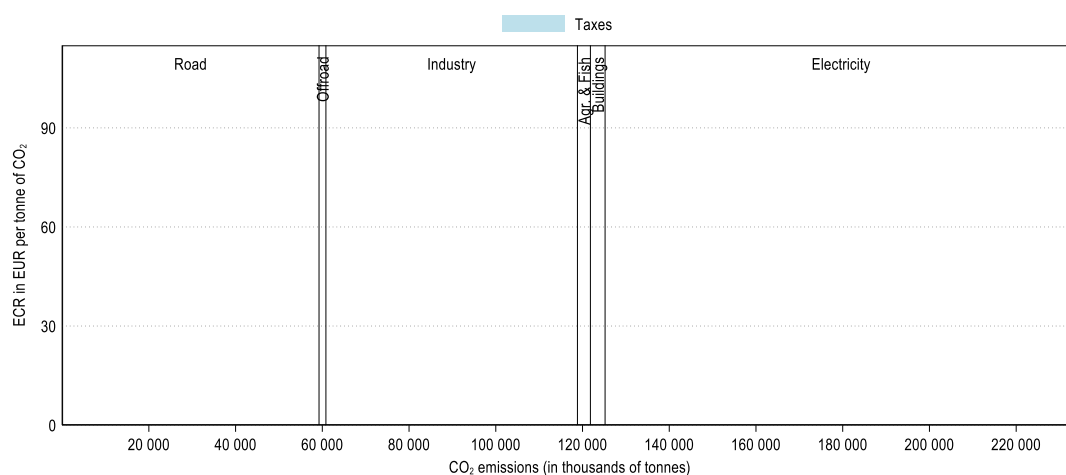


Figure 2. Average effective carbon rates in Malaysia by sector and component in 2021

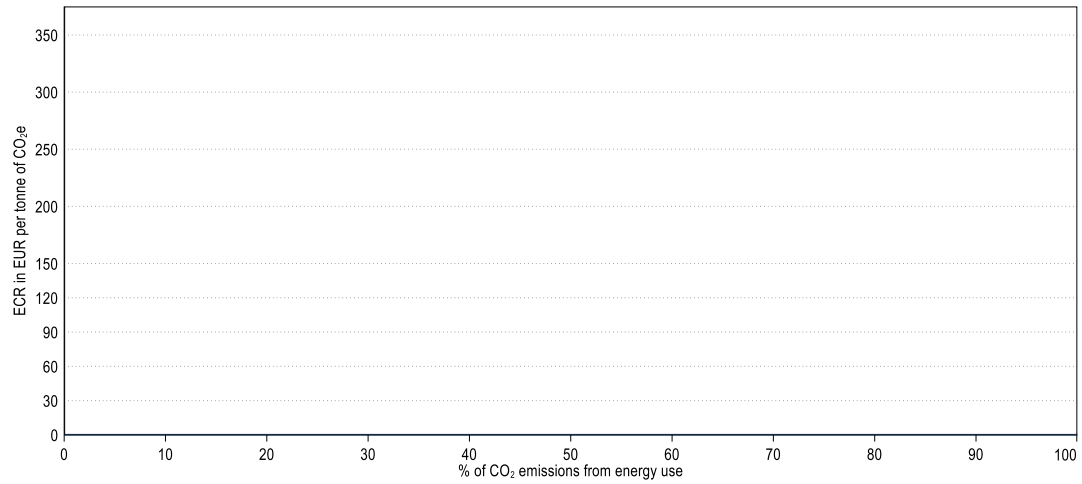
Restricting to CO₂ emissions from energy use



¹ CH₄, N₂O, F-gases and process CO₂ emissions.

Figure 3. Distribution of ECRs on CO₂ emissions from energy use in Malaysia in 2021

Restricting to CO₂ emissions from energy use



For additional information to interpret the graphs, see: <https://oe.cd/ECR2023-graph-info>

Main insights from *Effective Carbon Rates 2023*: <https://oe.cd/ECR2023-brochure>