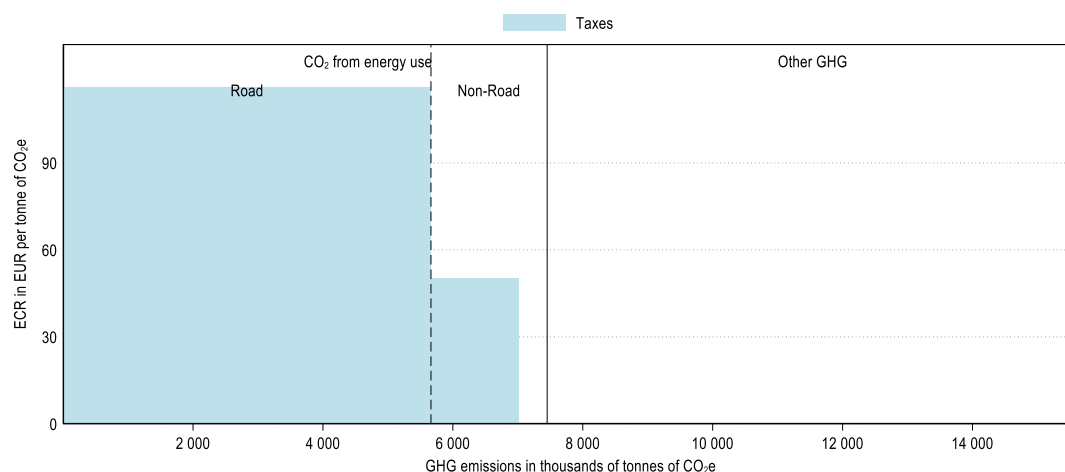


Costa Rica

Costa Rica's greenhouse gas (GHG) emissions are almost evenly split between CO₂ emissions from energy use (48%) and other GHG emissions¹ (52%). In 2021, CO₂ emissions from energy use are priced through fuel excise taxes. Costa Rica priced about 94% of its carbon emissions from energy use and about 82% were priced at an ECR above EUR 60 per tonne of CO₂ (see Figure 3). Emissions priced at this level mainly originated from the road transport sector. The majority of unpriced emissions from energy use were from the industry sector (Figure 2). Other GHG emissions are not covered by any carbon pricing instrument (see Figure 1).

Figure 1. Average effective carbon rates in Costa Rica in 2021

CO₂ emissions from energy use and other GHG emissions



¹ CH₄, N₂O, F-gases and process CO₂ emissions.

Figure 2. Average effective carbon rates in Costa Rica by sector and component in 2021

Restricting to CO₂ emissions from energy use

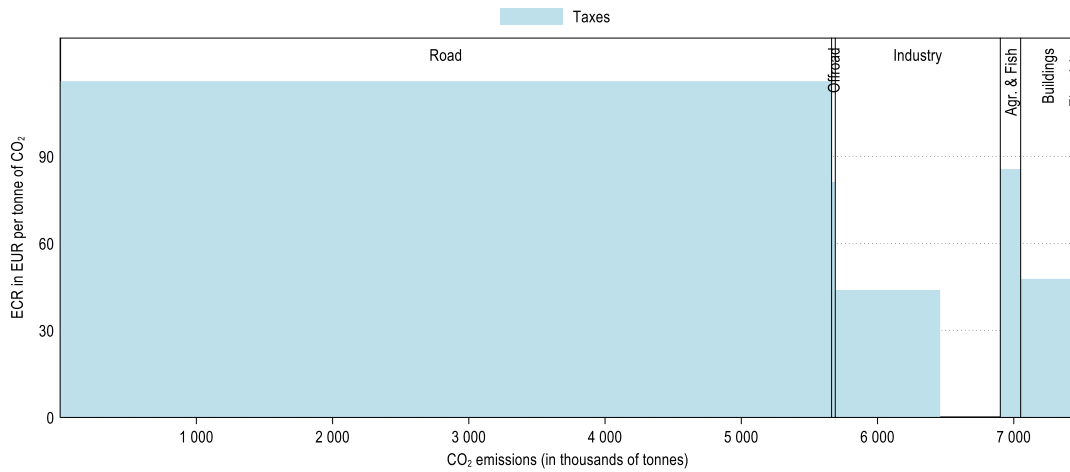
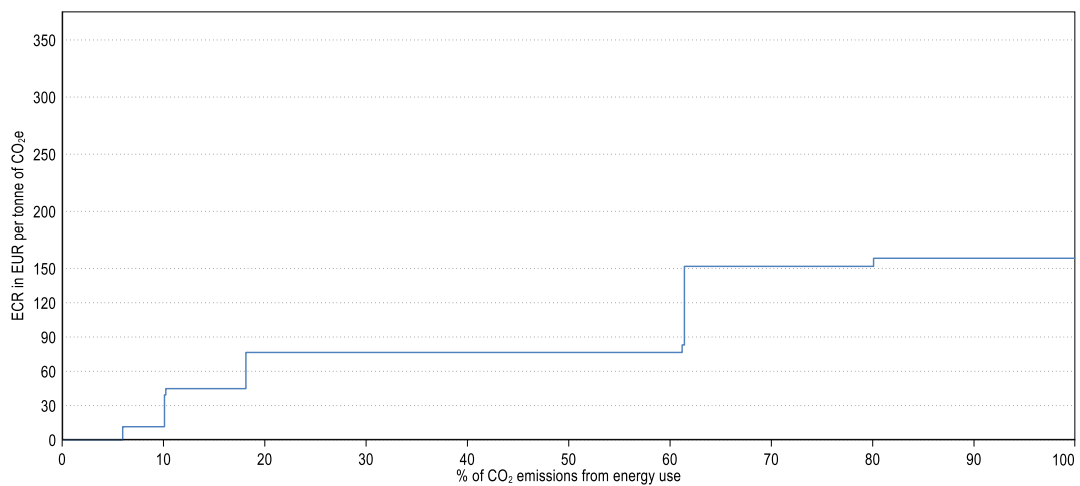


Figure 3. Distribution of ECRs on CO₂ emissions from energy use in Costa Rica in 2021

Restricting to CO₂ emissions from energy use



For additional information to interpret the graphs, see: <https://oe.cd/ECR2023-graph-info>

Main insights from *Effective Carbon Rates 2023*: <https://oe.cd/ECR2023-brochure>