

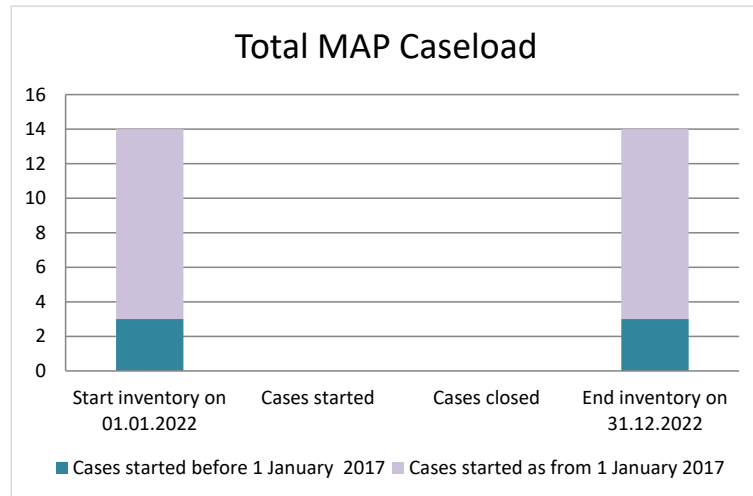
Mutual Agreement Procedure Statistics per jurisdiction

Tunisia

2017-2022 (post-MAP Statistics Reporting Framework)



Tunisia



Cases started before 1 January 2017	2022 Start inventory	Cases started	Cases closed	2022 End inventory
Transfer pricing cases	0	0	0	0
Other cases	3	0	0	3

Cases started as from 1 January 2017	2022 Start inventory	Cases started	Cases closed	2022 End inventory
Transfer pricing cases	3	0	0	3
Other cases	8	0	0	8

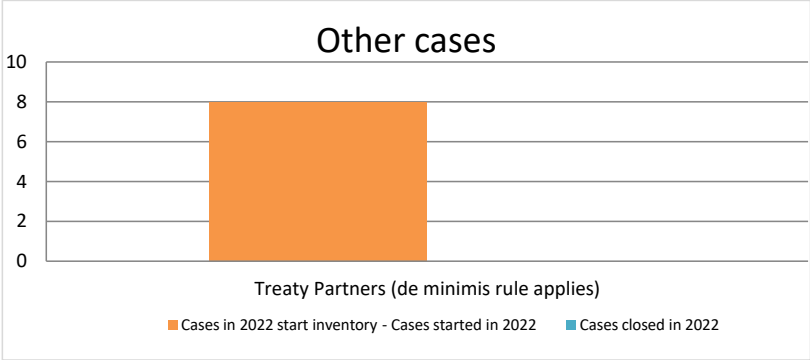
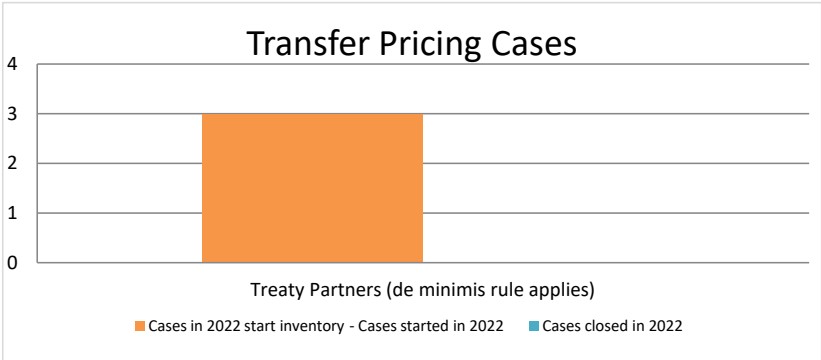
Average time needed to close MAP cases

Cases started before 1 January 2017	Average time
Transfer pricing cases	n.a.
Other cases	n.a.

Cases started as from 1 January 2017	Start to End	Receipt to Start	Start to Milestone 1	Milestone 1 to End
Transfer pricing cases	n.a.	n.a.	n.a.	n.a.
Other cases	n.a.	n.a.	n.a.	n.a.

Overview of MAP partners (only for cases started as from 1 January 2017)

Note: the MAP cases started before 1 January 2017 and closed in 2022 are not shown in these graphs



The label "Treaty Partners (de minimis rule applies)" applies to treaty partners with which the number of cases in start inventory plus the number of cases started is at least 5. The relevant MAP statistics are aggregated under this category.

MAP Outcomes - TP cases

n.a.

MAP Outcomes - other cases

n.a.

Cases closed by outcome	denied MAP access	objection is not justified	withdrawn by taxpayer	unilateral relief granted	resolved via domestic remedy	agreement fully eliminating double taxation eliminated / fully resolving taxation not in accordance with tax treaty	agreement partially eliminating double taxation / partially resolving taxation not in accordance with tax treaty	agreement that there is no taxation not in accordance with tax treaty	no agreement including agreement to disagree	any other outcome	Total
Transfer pricing cases (all)	0	0	0	0	0	0	0	0	0	0	0
Cases started before 1 January 2017	0	0	0	0	0	0	0	0	0	0	0
Cases started as from 1 January 2017	0	0	0	0	0	0	0	0	0	0	0
Other cases (all)	0	0	0	0	0	0	0	0	0	0	0
Cases started before 1 January 2017	0	0	0	0	0	0	0	0	0	0	0
Cases started as from 1 January 2017	0	0	0	0	0	0	0	0	0	0	0
All cases	0	0	0	0	0	0	0	0	0	0	0

Annex A
MAP Statistics Reporting for the 2022 Reporting Period (1 January 2022 to 31 December 2022)

category of cases	no. of pre-2017 cases in MAP inventory on 1 January 2022	number of pre-2017 cases closed during the reporting period by outcome:										no. of pre-2017 cases remaining in on MAP inventory on 31 December 2022	average time taken (in months) for closing pre-2017 cases during the reporting period
		denied MAP access	objection is not justified	withdrawn by taxpayer	unilateral relief granted	resolved via domestic remedy	agreement fully eliminating double taxation / fully resolving taxation not in accordance with tax treaty	agreement partially eliminating double taxation / partially resolving taxation not in accordance with tax treaty	agreement that there is no taxation not in accordance with tax treaty	no agreement including agreement to disagree	any other outcome		
Column 1	Column 2	Column 3	Column 4	Column 5	Column 6	Column 7	Column 8	Column 9	Column 10	Column 11	Column 12	Column 13	Column 14
Row 1 Attribution/ Allocation	0	0	0	0	0	0	0	0	0	0	0	0	n.a.
Row 2 Others	3	0	0	0	0	0	0	0	0	0	0	3	n.a.
Row 3 Total	3	0	0	0	0	0	0	0	0	0	0	3	n.a.
Notes:													
Definition of a MAP case and counting of MAP cases	We are using the definitions under the 2007 report.												
Category of cases	Item (c) of annex C of MAP Statistics Reporting Framework												
Notes on the computation of average time	We used the method indicated in MAP Statistics Reporting Framework (Annex D). the average time indicated of the closed case were determined by the other jurisdiction and matches with the average time that we calculated.												

Table 1: Attribution / Allocation MAP Cases													
Treaty Partner	no. of post-2016 cases in MAP inventory on 1 January 2022	no. of post-2016 cases started during the reporting period	number of post-2016 cases closed during the reporting period by outcome:										no. of post-2016 cases remaining in MAP inventory on 31 December 2022
			denied MAP access	objection is not justified	withdrawn by taxpayer	unilateral relief granted	resolved via domestic remedy	agreement fully eliminating double taxation eliminated / fully resolving taxation not in accordance with tax treaty	agreement partially eliminating double taxation / partially resolving taxation not in accordance with tax treaty	agreement that there is no taxation not in accordance with tax treaty	no agreement including agreement to disagree	any other outcome	
Column 1	Column 2	Column 3	Column 4	Column 5	Column 6	Column 7	Column 8	Column 9	Column 10	Column 11	Column 12	Column 13	Column 14
Treaty Partners (de minimis rule applies)	3	0	0	0	0	0	0	0	0	0	0	0	3
Total	3	0	0	0	0	0	0	0	0	0	0	0	3
Notes:													

Table 2: Other MAP Cases													
Treaty Partner	no. of post-2016 cases in MAP inventory on 1 January 2022	no. of post-2016 cases started during the reporting period	number of post-2016 cases closed during the reporting period by outcome										no. of post-2016 cases remaining in MAP inventory on 31 December 2022
			denied MAP access	objection is not justified	withdrawn by taxpayer	unilateral relief granted	resolved via domestic remedy	agreement fully eliminating double taxation / fully resolving taxation not in accordance with tax treaty	agreement partially eliminating double taxation / partially resolving taxation not in accordance with tax treaty	agreement that there is no taxation not in accordance with tax treaty	no agreement including agreement to disagree	any other outcome	
Column 1	Column 2	Column 3	Column 4	Column 5	Column 6	Column 7	Column 8	Column 9	Column 10	Column 11	Column 12	Column 13	Column 14
Treaty Partners (de minimis rule applies)	8	0	0	0	0	0	0	0	0	0	0	0	8
Total	8	0	0	0	0	0	0	0	0	0	0	0	8
Notes:													

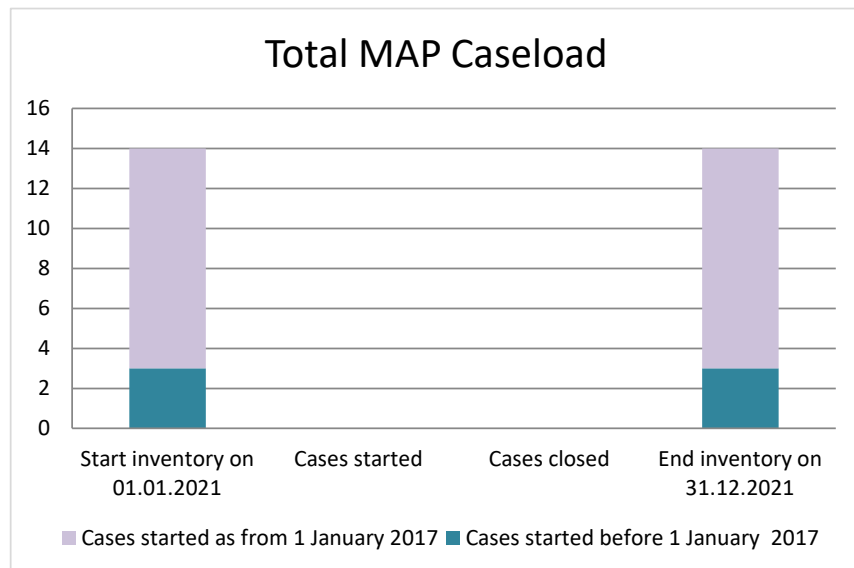
Row 1

Table 1: Attribution / Allocation MAP Cases				
Treaty Partner	average time taken (in months) for post-2016 cases from:			
	"Start" to "End"	Receipt of taxpayer's MAP request to "Start"	"Start" to Milestone 1	Milestone 1 to "End"
Column 1	Column 2	Column 3	Column 4	Column 5
Row 1 Total	n.a.	n.a.	n.a.	n.a.
Notes:				

Table 2: Other MAP Cases				
Treaty Partner	average time taken (in months) for post-2016 cases from:			
	"Start" to "End"	Receipt of taxpayer's MAP request to "Start"	"Start" to Milestone 1	Milestone 1 to "End"
Column 1	Column 2	Column 3	Column 4	Column 5
Row 1 Total	n.a.	n.a.	n.a.	n.a.
Notes:				

Table 3: All MAP Cases					
average time taken (in months) for post-2016 cases from:					
	"Start" to "End"	Receipt of taxpayer's MAP request to "Start"	"Start" to Milestone 1	Milestone 1 to "End"	
	Column 1	Column 2	Column 3	Column 4	
Row 1	Total Average Time	n.a.	n.a.	n.a.	n.a.
Notes:					

Tunisia



Cases started before 1 January 2017	2021 Start inventory	Cases started	Cases closed	2021 End inventory
Transfer pricing cases	0	0	0	0
Other cases	3	0	0	3

Cases started as from 1 January 2017	2021 Start inventory	Cases started	Cases closed	2021 End inventory
Transfer pricing cases	3	0	0	3
Other cases	8	0	0	8

Average time needed to close MAP cases

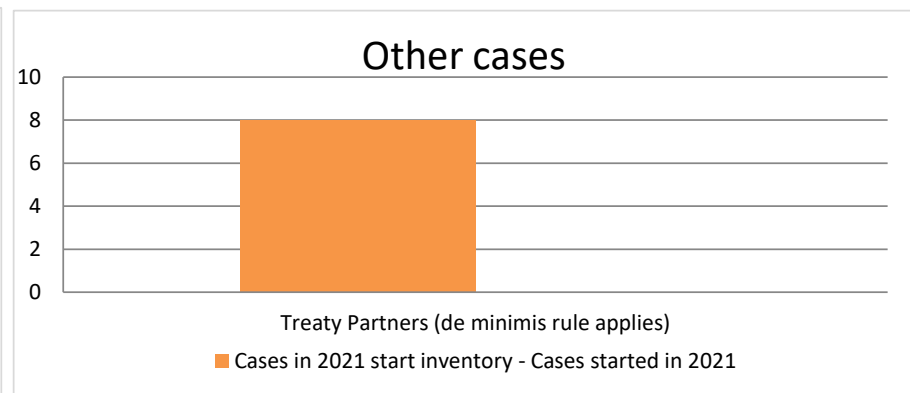
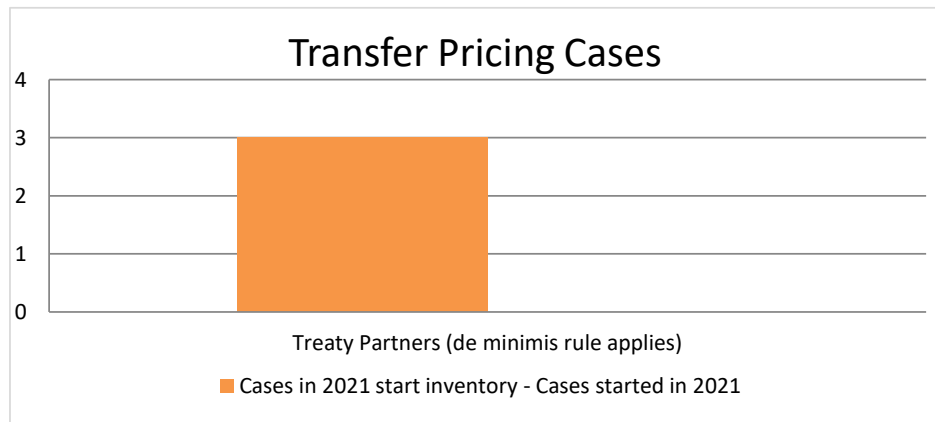
Cases started before 1 January 2017	Average time
Transfer pricing cases	n.a.
Other cases	n.a.

Note: the average time taken to close MAP cases that started before 1 January 2016 was computed by applying the following rules:
 (i) start date: the date when the MAP request was received; and
 (ii) end date: either the date of the closing letter sent to the taxpayer or the date of final closure of the case if no agreement was reached.

Cases started as from 1 January 2017	Start to End	Receipt to Start	Start to Milestone 1	Milestone 1 to End
Transfer pricing cases	n.a.	n.a.	n.a.	n.a.
Other cases	n.a.	n.a.	n.a.	n.a.

Overview of MAP partners (only for cases started as from 1 January 2017)

Note: the MAP cases started before 1 January 2017 and closed in 2021 are not shown in these graphs



The label "Treaty Partners (de minimis rule applies)" applies to treaty partners with which the number of cases in start inventory plus the number of cases started is less than 5. The relevant MAP statistics are aggregated under this category.

MAP Outcomes - TP cases

n.a.

MAP Outcomes - other cases

n.a.

Cases closed by outcome	denied MAP access	objection is not justified	withdrawn by taxpayer	unilateral relief granted	resolved via domestic remedy	agreement fully eliminating double taxation eliminated / fully resolving taxation not in accordance with tax treaty	agreement partially eliminating double taxation / partially resolving taxation not in accordance with tax treaty	agreement that there is no taxation not in accordance with tax treaty	no agreement including agreement to disagree	any other outcome	Total
Transfer pricing cases (all)	0	0	0	0	0	0	0	0	0	0	0
Cases started before 1 January 2017	0	0	0	0	0	0	0	0	0	0	0
Cases started as from 1 January 2017	0	0	0	0	0	0	0	0	0	0	0
Other cases (all)	0	0	0	0	0	0	0	0	0	0	0
Cases started before 1 January 2017	0	0	0	0	0	0	0	0	0	0	0
Cases started as from 1 January 2017	0	0	0	0	0	0	0	0	0	0	0
All cases	0	0	0	0	0	0	0	0	0	0	0

Annex A

MAP Statistics Reporting for the 2021 Reporting Period (1 January 2021 to 31 December 2021)

	category of cases	no. of pre-2017 cases in MAP inventory on 1 January 2021	number of pre-2017 cases closed during the reporting period by outcome:									no. of pre-2017 cases remaining in on MAP inventory on 31 December 2021	average time taken (in months) for closing pre-2017 cases during the reporting period	
			denied MAP access	objection is not justified	withdrawn by taxpayer	unilateral relief granted	resolved via domestic remedy	agreement fully eliminating double taxation / fully resolving taxation not in accordance with tax treaty	agreement partially eliminating double taxation / partially resolving taxation not in accordance with tax treaty	agreement that there is no taxation not in accordance with tax treaty	no agreement including agreement to disagree			any other outcome
	Column 1	Column 2	Column 3	Column 4	Column 5	Column 6	Column 7	Column 8	Column 9	Column 10	Column 11	Column 12	Column 13	Column 14
Row 1	Attribution/ Allocation	0	0	0	0	0	0	0	0	0	0	0	0	n.a.
Row 2	Others	3	0	0	0	0	0	0	0	0	0	0	3	n.a.
Row 3	Total	3	0	0	0	0	0	0	0	0	0	0	3	n.a.
<p>Notes:</p> <p>Definition of a MAP case and counting of MAP cases: We are using the definitions under the 2007 report.</p> <p>Category of cases: Item (c) of annex C of MAP Statistics Reporting Framework</p> <p>Notes on the computation of average time: We used the method indicated in MAP Statistics Reporting Framework (Annex D). the average time indicated of the closed case were determined by the other jurisdiction and matches with the average time that we calculated.</p>														

Annex B

MAP Statistics Reporting for the 2021 Reporting Period (1 January 2021 to 31 December 2021) for Attribution/Allocation Cases

Table 1: Attribution / Allocation MAP Cases													
Treaty Partner	no. of post-2016 cases in MAP inventory on 1 January 2021	no. of post-2016 cases started during the reporting period	number of post-2016 cases closed during the reporting period by outcome:										no. of post-2016 cases remaining in MAP inventory on 31 December 2021
			denied MAP access	objection is not justified	withdrawn by taxpayer	unilateral relief granted	resolved via domestic remedy	agreement fully eliminating double taxation eliminated / fully resolving taxation not in accordance with tax treaty	agreement partially eliminating double taxation / partially resolving taxation not in accordance with tax treaty	agreement that there is no taxation not in accordance with tax treaty	no agreement including agreement to disagree	any other outcome	
Column 1	Column 2	Column 3	Column 4	Column 5	Column 6	Column 7	Column 8	Column 9	Column 10	Column 11	Column 12	Column 13	Column 14
Treaty Partners (de minimis rule applies)	3	0	0	0	0	0	0	0	0	0	0	0	3
Total	3	0	0	0	0	0	0	0	0	0	0	0	3
Notes:													

Annex B

MAP Statistics Reporting for the 2021 Reporting Period (1 January 2021 to 31 December 2021) for other Cases

Table 2: Other MAP Cases													
Treaty Partner	no. of post-2016 cases in MAP inventory on 1 January 2021	no. of post-2016 cases started during the reporting period	number of post-2016 cases closed during the reporting period by outcome										no. of post-2016 cases remaining in MAP inventory on 31 December 2021
			denied MAP access	objection is not justified	withdrawn by taxpayer	unilateral relief granted	resolved via domestic remedy	agreement fully eliminating double taxation / fully resolving taxation not in accordance with tax treaty	agreement partially eliminating double taxation / partially resolving taxation not in accordance with tax treaty	agreement that there is no taxation not in accordance with tax treaty	no agreement including agreement to disagree	any other outcome	
Column 1	Column 2	Column 3	Column 4	Column 5	Column 6	Column 7	Column 8	Column 9	Column 10	Column 11	Column 12	Column 13	Column 14
Treaty Partners (de minimis rule applies)	8	0	0	0	0	0	0	0	0	0	0	0	8
Total	8	0	0	0	0	0	0	0	0	0	0	0	8
Notes:													

Annex B

MAP Statistics Reporting for the 2021 Reporting Period (1 January 2021 to 31 December 2021) for Attribution/Allocation Cases

Table 1: Attribution / Allocation MAP Cases				
Treaty Partner	average time taken (in months) for post-2016 cases from:			
	"Start" to "End"	Receipt of taxpayer's MAP request to "Start"	"Start" to Milestone 1	Milestone 1 to "End"
Column 1	Column 2	Column 3	Column 4	Column 5
Row 1 Total	n.a.	n.a.	n.a.	n.a.
Notes:				

Annex B

MAP Statistics Reporting for the 2021 Reporting Period (1 January 2021 to 31 December 2021) for other Cases

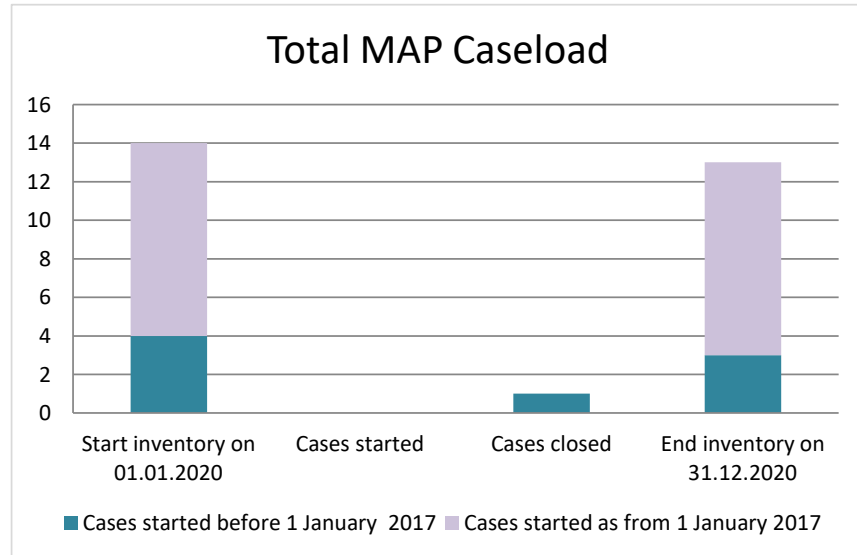
Table 2: Other MAP Cases				
Treaty Partner	average time taken (in months) for post-2016 cases from:			
	"Start" to "End"	Receipt of taxpayer's MAP request to "Start"	"Start" to Milestone 1	Milestone 1 to "End"
Column 1	Column 2	Column 3	Column 4	Column 5
Row 1 Total	n.a.	n.a.	n.a.	n.a.
Notes:				

Annex B

MAP Statistics Reporting for the 2021 Reporting Period (1 January 2021 to 31 December 2021) for all Cases

Table 3: All MAP Cases				
average time taken (in months) for post-2016 cases from:				
	"Start" to "End"	Receipt of taxpayer's MAP request to "Start"	"Start" to Milestone 1	Milestone 1 to "End"
	Column 1	Column 2	Column 3	Column 4
Row 1	Total Average Time	n.a.	n.a.	n.a.
<u>Notes:</u>				

Tunisia



Cases started before 1 January 2017	2020 Start inventory	Cases started	Cases closed	2020 End inventory
Transfer pricing cases	1	0	1	0
Other cases	3	0	0	3

Cases started as from 1 January 2017	2020 Start inventory	Cases started	Cases closed	2020 End inventory
Transfer pricing cases	3	0	0	3
Other cases	7	0	0	7

Average time needed to close MAP cases


Cases started before 1 January 2017	Average time
Transfer pricing cases	37.71
Other cases	n.a.

Note: the average time taken to close MAP cases that started before 1 January 2016 was computed by applying the following rules:
 (i) start date: the date when the MAP request was received; and
 (ii) end date: either the date of the closing letter sent to the taxpayer or the date of final closure of the case if no agreement was reached.

Cases started as from 1 January 2017	Start to End	Receipt to Start	Start to Milestone 1	Milestone 1 to End
Transfer pricing cases	n.a.	n.a.	n.a.	n.a.
Other cases	n.a.	n.a.	n.a.	n.a.

Overview of MAP partners (only for cases started as from 1 January 2017)

Note: the MAP cases started before 1 January 2017 and closed in 2020 are not shown in these graphs



The label "Treaty Partners (de minimis rule applies)" applies to treaty partners with which the number of cases in start inventory plus the number of cases started is at least 5. The relevant MAP statistics are aggregated under this category.

The label "Treaty Partners (Others)" applies to treaty partners that are not reporting MAP statistics for the reporting period. The relevant MAP statistics are aggregated under this category.

MAP Outcomes - TP cases



- denied MAP access
- objection is not justified
- withdrawn by taxpayer
- unilateral relief granted
- resolved via domestic remedy
- agreement fully eliminating double taxation eliminated / fully resolving taxation not in accordance with tax treaty
- agreement partially eliminating double taxation / partially resolving taxation not in accordance with tax treaty
- agreement that there is no taxation not in accordance with tax treaty
- no agreement including agreement to disagree
- any other outcome

Cases closed by outcome	denied MAP access	objection is not justified	withdrawn by taxpayer	unilateral relief granted	resolved via domestic remedy	agreement fully eliminating double taxation eliminated / fully resolving taxation not in accordance with tax treaty	agreement partially eliminating double taxation / partially resolving taxation not in accordance with tax treaty	agreement that there is no taxation not in accordance with tax treaty	no agreement including agreement to disagree	any other outcome	Total
Transfer pricing cases (all)	0	0	0	1	0	0	0	0	0	0	1
Cases started before 1 January 2017	0	0	0	1	0	0	0	0	0	0	1
Cases started as from 1 January 2017	0	0	0	0	0	0	0	0	0	0	0
Other cases (all)	0	0	0	0	0	0	0	0	0	0	0
Cases started before 1 January 2017	0	0	0	0	0	0	0	0	0	0	0
Cases started as from 1 January 2017	0	0	0	0	0	0	0	0	0	0	0
All cases	0	0	0	1	0	0	0	0	0	0	1

Annex A

MAP Statistics Reporting for the 2020 Reporting Period (1 January 2020 to 31 December 2020)

category of cases	no. of pre-2017 cases in MAP inventory on 1 January 2020	number of pre-2017 cases closed during the reporting period by outcome:										no. of pre-2017 cases remaining in on MAP inventory on 31 December 2020	average time taken (in months) for closing pre-2017 cases during the reporting period
		denied MAP access	objection is not justified	withdrawn by taxpayer	unilateral relief granted	resolved via domestic remedy	agreement fully eliminating double taxation / fully resolving taxation not in accordance with tax treaty	agreement partially eliminating double taxation / partially resolving taxation not in accordance with tax treaty	agreement that there is no taxation not in accordance with tax treaty	no agreement including agreement to disagree	any other outcome		
Column 1	Column 2	Column 3	Column 4	Column 5	Column 6	Column 7	Column 8	Column 9	Column 10	Column 11	Column 12	Column 13	Column 14
Row 1 Attribution/ Allocation	1	0	0	0	1	0	0	0	0	0	0	0	37.71
Row 2 Others	3	0	0	0	0	0	0	0	0	0	0	3	n.a.
Row 3 Total	4	0	0	0	1	0	0	0	0	0	0	3	37.71
Notes:													
Definition of a MAP case and counting of MAP cases		We are using the definitions under the 2007 report.											
Category of cases		Item (c) of annex C of MAP Statistics Reporting Framework											
Notes on the computation of average time		We used the method indicated in MAP Statistics Reporting Framework (Annex D). the average time indicated of the closed case were determined by the other jurisdiction and matches with the average time that we calculated.											

Annex B

MAP Statistics Reporting for the 2020 Reporting Period (1 January 2020 to 31 December 2020) for Attribution/Allocation Cases

Table 1: Attribution / Allocation MAP Cases													
Treaty Partner	no. of post-2016 cases in MAP inventory on 1 January 2020	no. of post-2016 cases started during the reporting period	number of post-2016 cases closed during the reporting period by outcome:										no. of post-2016 cases remaining in MAP inventory on 31 December 2020
			denied MAP access	objection is not justified	withdrawn by taxpayer	unilateral relief granted	resolved via domestic remedy	agreement fully eliminating double taxation eliminated / fully resolving taxation not in accordance with tax treaty	agreement partially eliminating double taxation / partially resolving taxation not in accordance with tax treaty	agreement that there is no taxation not in accordance with tax treaty	no agreement including agreement to disagree	any other outcome	
Column 1	Column 2	Column 3	Column 4	Column 5	Column 6	Column 7	Column 8	Column 9	Column 10	Column 11	Column 12	Column 13	Column 14
Treaty Partners (de minimis rule applies)	3	0	0	0	0	0	0	0	0	0	0	0	3
Total	3	0	0	0	0	0	0	0	0	0	0	0	3
Notes:													

Annex B

MAP Statistics Reporting for the 2020 Reporting Period (1 January 2020 to 31 December 2020) for other Cases

Table 2: Other MAP Cases													
Treaty Partner	no. of post-2016 cases in MAP inventory on 1 January 2020	no. of post-2016 cases started during the reporting period	number of post-2016 cases closed during the reporting period by outcome										no. of post-2016 cases remaining in MAP inventory on 31 December 2020
			denied MAP access	objection is not justified	withdrawn by taxpayer	unilateral relief granted	resolved via domestic remedy	agreement fully eliminating double taxation / fully resolving taxation not in accordance with tax treaty	agreement partially eliminating double taxation / partially resolving taxation not in accordance with tax treaty	agreement that there is no taxation not in accordance with tax treaty	no agreement including agreement to disagree	any other outcome	
Column 1	Column 2	Column 3	Column 4	Column 5	Column 6	Column 7	Column 8	Column 9	Column 10	Column 11	Column 12	Column 13	Column 14
Treaty Partners (de minimis rule applies)	7	0	0	0	0	0	0	0	0	0	0	0	7
Total	7	0	0	0	0	0	0	0	0	0	0	0	7
Notes:													

Annex B

MAP Statistics Reporting for the 2020 Reporting Period (1 January 2020 to 31 December 2020) for Attribution/Allocation Cases

Table 1: Attribution / Allocation MAP Cases				
Treaty Partner	average time taken (in months) for post-2016 cases from:			
	"Start" to "End"	Receipt of taxpayer's MAP request to "Start"	"Start" to Milestone 1	Milestone 1 to "End"
Column 1	Column 2	Column 3	Column 4	Column 5
Row 1 Total	n.a.	n.a.	n.a.	n.a.
Notes:				

Annex B

MAP Statistics Reporting for the 2020 Reporting Period (1 January 2020 to 31 December 2020) for other Cases

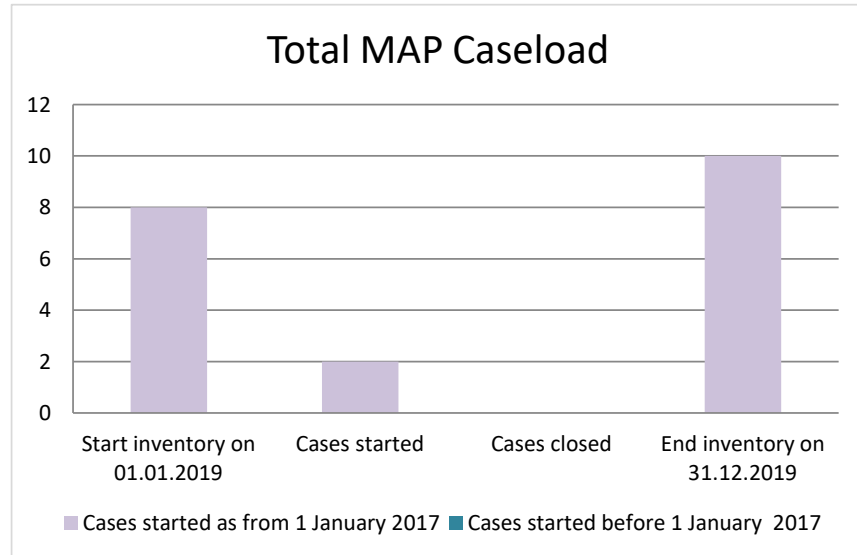
Table 2: Other MAP Cases				
Treaty Partner	average time taken (in months) for post-2016 cases from:			
	"Start" to "End"	Receipt of taxpayer's MAP request to "Start"	"Start" to Milestone 1	Milestone 1 to "End"
Column 1	Column 2	Column 3	Column 4	Column 5
Row 1 Total	n.a.	n.a.	n.a.	n.a.
Notes:				

Annex B

MAP Statistics Reporting for the 2020 Reporting Period (1 January 2020 to 31 December 2020) for all Cases

Table 3: All MAP Cases				
average time taken (in months) for post-2016 cases from:				
	"Start" to "End"	Receipt of taxpayer's MAP request to "Start"	"Start" to Milestone 1	Milestone 1 to "End"
	Column 1	Column 2	Column 3	Column 4
Row 1	Total Average Time	n.a.	n.a.	n.a.
<u>Notes:</u>				

Tunisia



Cases started before 1 January 2017	2019 Start inventory	Cases started	Cases closed	2019 End inventory
Transfer pricing cases	0	0	0	0
Other cases	0	0	0	0

Cases started as from 1 January 2017	2019 Start inventory	Cases started	Cases closed	2019 End inventory
Transfer pricing cases	2	1	0	3
Other cases	6	1	0	7

Average time needed to close MAP cases

Cases started before 1 January 2017	Average time
Transfer pricing cases	n.a.
Other cases	n.a.

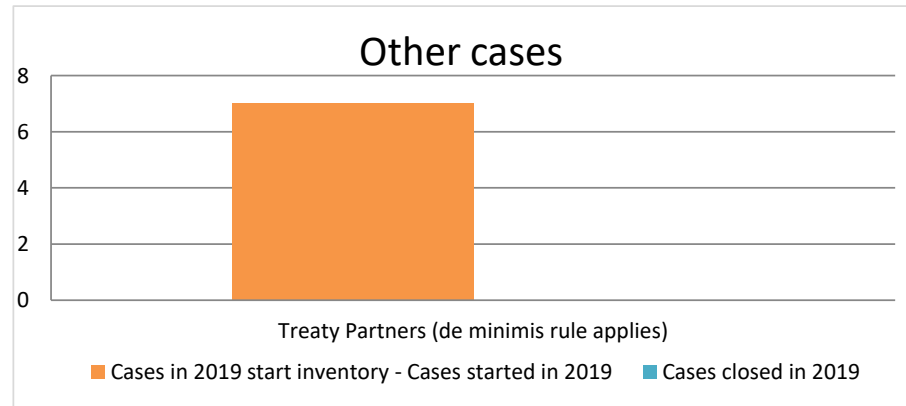
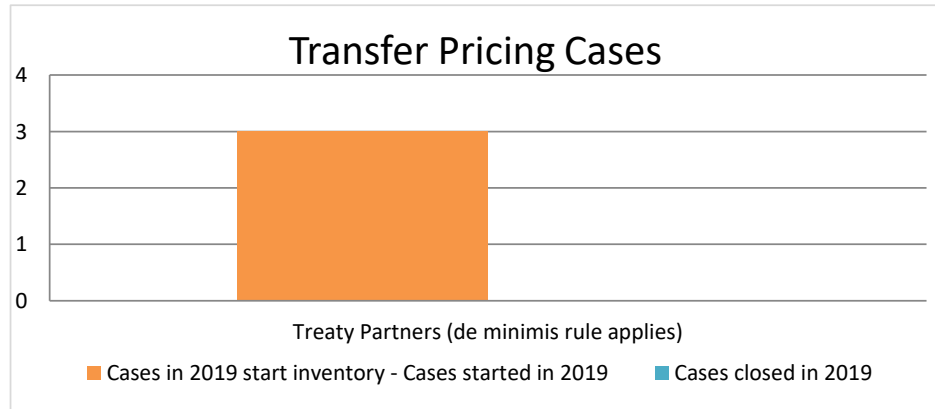
Note: the average time taken to close MAP cases that started before 1 January 2017 was computed by applying the following rules:
 (i) start date: the date when the MAP request was received; and
 (ii) end date: either the date of the closing letter sent to the taxpayer or the date of final closure of the case if no agreement was reached.

Cases started as from 1 January 2017	Start to End	Receipt to Start	Start to Milestone 1	Milestone 1 to End
Transfer pricing cases	n.a.	n.a.	n.a.	n.a.
Other cases	n.a.	n.a.	n.a.	n.a.

Note: the average times to close MAP cases that started as from 1 January 2017 were computed according to the MAP statistics reporting framework available at <http://www.oecd.org/tax/dispute/mutual-agreement-procedure-statistics-reporting-framework.pdf>

Overview of MAP partners (only for cases started as from 1 January 2017)

Note: the MAP cases started before 1 January 2017 and closed in 2019 are not shown in these graphs



The label "Treaty Partners (de minimis rule applies)" applies to treaty partners with which the number of cases in start inventory plus the number of cases started is at least 5. The relevant MAP statistics are aggregated under this category.

Cases closed by outcome	denied MAP access	objection is not justified	withdrawn by taxpayer	unilateral relief granted	resolved via domestic remedy	agreement fully eliminating double taxation eliminated / fully resolving taxation not in accordance with tax treaty	agreement partially eliminating double taxation / partially resolving taxation not in accordance with tax treaty	agreement that there is no taxation not in accordance with tax treaty	no agreement including agreement to disagree	any other outcome	Total
Transfer pricing cases (all)	0	0	0	0	0	0	0	0	0	0	0
Cases started before 1 January 2017	0	0	0	0	0	0	0	0	0	0	0
Cases started as from 1 January 2017	0	0	0	0	0	0	0	0	0	0	0
Other cases (all)	0	0	0	0	0	0	0	0	0	0	0
Cases started before 1 January 2017	0	0	0	0	0	0	0	0	0	0	0
Cases started as from 1 January 2017	0	0	0	0	0	0	0	0	0	0	0
All cases	0	0	0	0	0	0	0	0	0	0	0

Annex A

MAP Statistics Reporting for the 2019 Reporting Period (1 January 2019 to 31 December 2019)

category of cases	no. of pre-2017 cases in MAP inventory on 1 January 2019	number of pre-2017 cases closed during the reporting period by outcome:										no. of pre-2017 cases remaining in on MAP inventory on 31 December 2019	average time taken (in months) for closing pre-2017 cases during the reporting period
		denied MAP access	objection is not justified	withdrawn by taxpayer	unilateral relief granted	resolved via domestic remedy	agreement fully eliminating double taxation / fully resolving taxation not in accordance with tax treaty	agreement partially eliminating double taxation / partially resolving taxation not in accordance with tax treaty	agreement that there is no taxation not in accordance with tax treaty	no agreement including agreement to disagree	any other outcome		
Column 1	Column 2	Column 3	Column 4	Column 5	Column 6	Column 7	Column 8	Column 9	Column 10	Column 11	Column 12	Column 13	Column 14
Row 1 Attribution/ Allocation	0	0	0	0	0	0	0	0	0	0	0	0	n.a.
Row 2 Others	0	0	0	0	0	0	0	0	0	0	0	0	n.a.
Row 3 Total	0	0	0	0	0	0	0	0	0	0	0	0	n.a.
Notes:													

Annex B

MAP Statistics Reporting for the 2019 Reporting Period (1 January 2019 to 31 December 2019) for Attribution/Allocation Cases

Table 1: Attribution / Allocation MAP Cases													
Treaty Partner	no. of post-2016 cases in MAP inventory on 1 January 2019	no. of post-2016 cases started during the reporting period	number of post-2016 cases closed during the reporting period by outcome:										no. of post-2016 cases remaining in MAP inventory on 31 December 2019
			denied MAP access	objection is not justified	withdrawn by taxpayer	unilateral relief granted	resolved via domestic remedy	agreement fully eliminating double taxation eliminated / fully resolving taxation not in accordance with tax treaty	agreement partially eliminating double taxation / partially resolving taxation not in accordance with tax treaty	agreement that there is no taxation not in accordance with tax treaty	no agreement including agreement to disagree	any other outcome	
Column 1	Column 2	Column 3	Column 4	Column 5	Column 6	Column 7	Column 8	Column 9	Column 10	Column 11	Column 12	Column 13	Column 14
Treaty Partners (de minimis rule applies)	2	1	0	0	0	0	0	0	0	0	0	0	3
Total	2	1	0	0	0	0	0	0	0	0	0	0	3
Notes:													

Annex B

MAP Statistics Reporting for the 2019 Reporting Period (1 January 2019 to 31 December 2019) for other Cases

Table 2: Other MAP Cases													
Treaty Partner	no. of post-2016 cases in MAP inventory on 1 January 2019	no. of post-2016 cases started during the reporting period	number of post-2016 cases closed during the reporting period by outcome										no. of post-2016 cases remaining in MAP inventory on 31 December 2019
			denied MAP access	objection is not justified	withdrawn by taxpayer	unilateral relief granted	resolved via domestic remedy	agreement fully eliminating double taxation / fully resolving taxation not in accordance with tax treaty	agreement partially eliminating double taxation / partially resolving taxation not in accordance with tax treaty	agreement that there is no taxation not in accordance with tax treaty	no agreement including agreement to disagree	any other outcome	
Column 1	Column 2	Column 3	Column 4	Column 5	Column 6	Column 7	Column 8	Column 9	Column 10	Column 11	Column 12	Column 13	Column 14
Treaty Partners (de minimis rule applies)	6	1	0	0	0	0	0	0	0	0	0	0	7
Total	6	1	0	0	0	0	0	0	0	0	0	0	7
Notes:													

Annex B

MAP Statistics Reporting for the 2019 Reporting Period (1 January 2018 to 31 December 2019) for Attribution/Allocation Cases

Table 1: Attribution / Allocation MAP Cases				
Treaty Partner	average time taken (in months) for post-2016 cases from:			
	"Start" to "End"	Receipt of taxpayer's MAP request to "Start"	"Start" to Milestone 1	Milestone 1 to "End"
Column 1	Column 2	Column 3	Column 4	Column 5
Row 1 Total	n.a.	n.a.	n.a.	n.a.
Notes:				

Annex B

MAP Statistics Reporting for the 2019 Reporting Period (1 January 2019 to 31 December 2019) for other Cases

Table 2: Other MAP Cases				
Treaty Partner	average time taken (in months) for post-2016 cases from:			
	"Start" to "End"	Receipt of taxpayer's MAP request to "Start"	"Start" to Milestone 1	Milestone 1 to "End"
Column 1	Column 2	Column 3	Column 4	Column 5
Row 1 Total	n.a.	n.a.	n.a.	n.a.
Notes:				

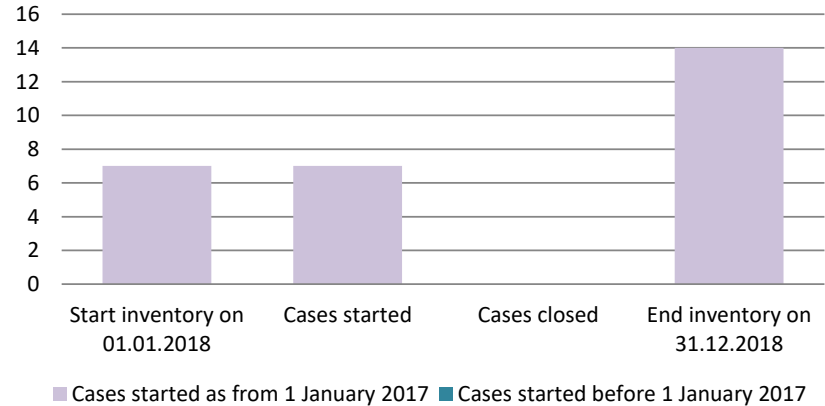
Annex B

MAP Statistics Reporting for the 2019 Reporting Period (1 January 2019 to 31 December 2019) for all Cases

Table 3: All MAP Cases				
average time taken (in months) for post-2016 cases from:				
	"Start" to "End"	Receipt of taxpayer's MAP request to "Start"	"Start" to Milestone 1	Milestone 1 to "End"
	Column 1	Column 2	Column 3	Column 4
Row 1	Total Average Time	n.a.	n.a.	n.a.
Notes:				

Tunisia

Total MAP Caseload



Cases started before 1 January 2017	2018 Start inventory	Cases started	Cases closed	2018 End inventory
Transfer pricing cases	0	0	0	0
Other cases	0	0	0	0

Cases started as from 1 January 2017	2018 Start inventory	Cases started	Cases closed	2018 End inventory
Transfer pricing cases	1	1	0	2
Other cases	6	6	0	12

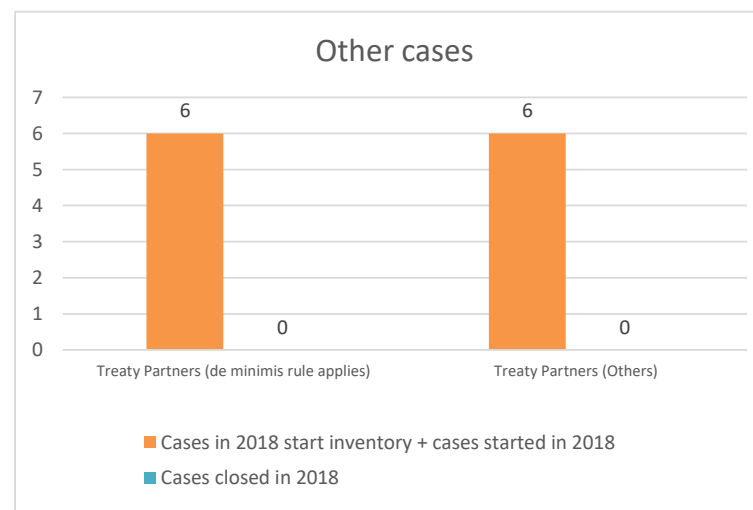
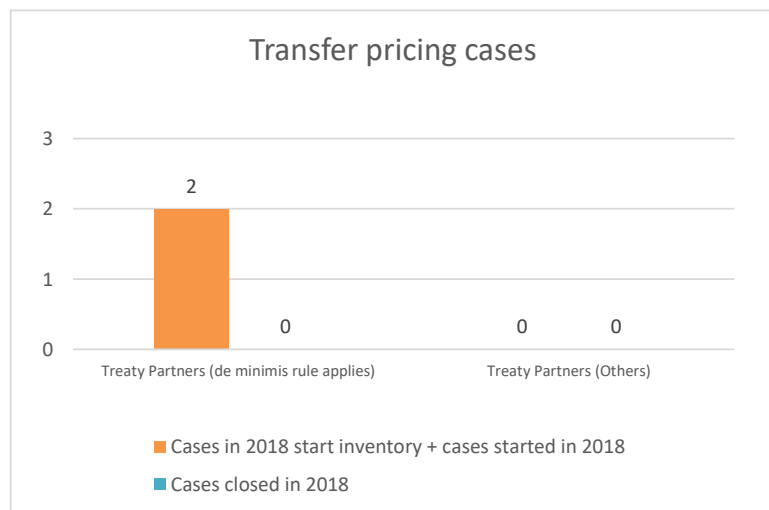
Average time needed to close MAP cases

Cases started before 1 January 2017	Average time
Transfer pricing cases	n.a.
Other cases	n.a.

Cases started as from 1 January 2017	Start to End	Receipt to Start	Start to Milestone 1	Milestone 1 to End
Transfer pricing cases	n.a.	n.a.	n.a.	n.a.
Other cases	n.a.	n.a.	n.a.	n.a.

Overview of MAP partners (only for cases started as from 1 January 2017)

Note: the MAP cases started before 1 January 2017 and closed in 2018 are not shown in these graphs



The label "Treaty Partners (de minimis rule applies)" applies to treaty partners with which the number of cases in start inventory plus the number of cases started is at least 5. The relevant MAP statistics are aggregated under this category.

The label "Treaty Partners (Others)" applies to treaty partners that are not reporting MAP statistics for the reporting period. The relevant MAP statistics are aggregated under this category.

MAP Outcomes - TP cases

n.a.

MAP Outcomes - other cases

n.a.

- denied MAP access
- objection is not justified
- withdrawn by taxpayer
- unilateral relief granted
- resolved via domestic remedy
- agreement fully eliminating double taxation eliminated / fully resolving taxation not in accordance with tax treaty
- agreement partially eliminating double taxation / partially resolving taxation not in accordance with tax treaty
- agreement that there is no taxation not in accordance with tax treaty
- no agreement including agreement to disagree
- any other outcome

Cases closed by outcome	denied MAP access	objection is not justified	withdrawn by taxpayer	unilateral relief granted	resolved via domestic remedy	agreement fully eliminating double taxation eliminated / fully resolving taxation not in accordance with tax treaty	agreement partially eliminating double taxation / partially resolving taxation not in accordance with tax treaty	agreement that there is no taxation not in accordance with tax treaty	no agreement including agreement to disagree	any other outcome	Total
Transfer pricing cases (all)	0	0	0	0	0	0	0	0	0	0	0
Cases started before 1 January 2017	0	0	0	0	0	0	0	0	0	0	0
Cases started as from 1 January 2017	0	0	0	0	0	0	0	0	0	0	0
Other cases (all)	0	0	0	0	0	0	0	0	0	0	0
Cases started before 1 January 2017	0	0	0	0	0	0	0	0	0	0	0
Cases started as from 1 January 2017	0	0	0	0	0	0	0	0	0	0	0
All cases	0	0	0	0	0	0	0	0	0	0	0

Annex A

MAP Statistics Reporting for the 2018 Reporting Period (1 January 2018 to 31 December 2018)

category of cases	no. of pre-2017 cases in MAP inventory on 1 January 2018	number of pre-2017 cases closed during the reporting period by outcome:										no. of pre-2017 cases remaining in on MAP inventory on 31 December 2018	average time taken (in months) for closing pre-2017 cases during the reporting period
		denied MAP access	objection is not justified	withdrawn by taxpayer	unilateral relief granted	resolved via domestic remedy	agreement fully eliminating double taxation / fully resolving taxation not in accordance with tax treaty	agreement partially eliminating double taxation / partially resolving taxation not in accordance with tax treaty	agreement that there is no taxation not in accordance with tax treaty	no agreement including agreement to disagree	any other outcome		
Column 1	Column 2	Column 3	Column 4	Column 5	Column 6	Column 7	Column 8	Column 9	Column 10	Column 11	Column 12	Column 13	Column 14
Row 1 Attribution/ Allocation	0	0	0	0	0	0	0	0	0	0	0	0	n.a.
Row 2 Others	0	0	0	0	0	0	0	0	0	0	0	0	n.a.
Row 3 Total	0	0	0	0	0	0	0	0	0	0	0	0	n.a.
Notes:													

Annex B

MAP Statistics Reporting for the 2018 Reporting Period (1 January 2018 to 31 December 2018) for Attribution/allocation Cases

Table 1: Attribution / Allocation MAP Cases													
Treaty Partner	no. of post-2016 cases in MAP inventory on 1 January 2018	no. of post-2016 cases started during the reporting period	number of post-2016 cases closed during the reporting period by outcome:										no. of post-2016 cases remaining in MAP inventory on 31 December 2018
			denied MAP access	objection is not justified	withdrawn by taxpayer	unilateral relief granted	resolved via domestic remedy	agreement fully eliminating double taxation eliminated / fully resolving taxation not in accordance with tax treaty	agreement partially eliminating double taxation / partially resolving taxation not in accordance with tax treaty	agreement that there is no taxation not in accordance with tax treaty	no agreement including agreement to disagree	any other outcome	
Column 1	Column 2	Column 3	Column 4	Column 5	Column 6	Column 7	Column 8	Column 9	Column 10	Column 11	Column 12	Column 13	Column 14
Row 2	Treaty Partners (<i>de minimis</i> rule applies)	1	1	0	0	0	0	0	0	0	0	0	2
Row 3	Treaty Partners (Others)	0	0	0	0	0	0	0	0	0	0	0	0
	Total	1	1	0	0	0	0	0	0	0	0	0	2
Notes													

Annex B

MAP Statistics Reporting for the 2018 Reporting Period (1 January 2018 to 31 December 2018) for other Cases

Table 2: Other MAP Cases														
Treaty Partner	no. of post-2016 cases in MAP inventory on 1 January 2018	no. of post-2016 cases started during the reporting period	number of post-2016 cases closed during the reporting period by outcome										no. of post-2016 cases remaining in MAP inventory on 31 December 2018	
			denied MAP access	objection is not justified	withdrawn by taxpayer	unilateral relief granted	resolved via domestic remedy	agreement fully eliminating double taxation eliminated / fully resolving taxation not in accordance with tax treaty	agreement partially eliminating double taxation / partially resolving taxation not in accordance with tax treaty	agreement that there is no taxation not in accordance with tax treaty	no agreement including agreement to disagree	any other outcome		
Column 1	Column 2	Column 3	Column 4	Column 5	Column 6	Column 7	Column 8	Column 9	Column 10	Column 11	Column 12	Column 13	Column 14	
Row 2	Treaty Partners (<i>de minimis</i> rule applies)	3	3	0	0	0	0	0	0	0	0	0	0	6
Row 3	Treaty Partners (Others)	3	3	0	0	0	0	0	0	0	0	0	0	6
	Total	6	6	0	0	0	0	0	0	0	0	0	0	12
Notes:														

Annex B

MAP Statistics Reporting for the 2018 Reporting Period (1 January 2018 to 31 December 2018) for Attribution/allocation Cases

Table 1: Attribution / Allocation MAP Cases				
Treaty Partner	average time taken (in months) for post-2016 cases from:			
	"Start" to "End"	Receipt of taxpayer's MAP request to "Start"	"Start" to Milestone 1	Milestone 1 to "End"
Column 1	Column 2	Column 3	Column 4	Column 5
Row 2 Treaty Partners (de minimis rule applies)	n.a.	n.a.	n.a.	n.a.
Row 3 Treaty Partners (Others)	n.a.	n.a.	n.a.	n.a.
Total Average Time	n.a.	n.a.	n.a.	n.a.
Notes:				

Annex B

MAP Statistics Reporting for the 2018 Reporting Period (1 January 2018 to 31 December 2018) for other Cases

Table 2: Other MAP Cases				
Treaty Partner	average time taken (in months) for post-2016 cases from:			
	"Start" to "End"	Receipt of taxpayer's MAP request to "Start"	"Start" to Milestone 1	Milestone 1 to "End"
Column 1	Column 2	Column 3	Column 4	Column 5
Row 2 Treaty Partners (<i>de minimis</i> rule applies)	n.a.	n.a.	n.a.	n.a.
Row 3 Treaty Partners (Others)	n.a.	n.a.	n.a.	n.a.
Total Average Time	n.a.	n.a.	n.a.	n.a.
<u>Notes:</u>				

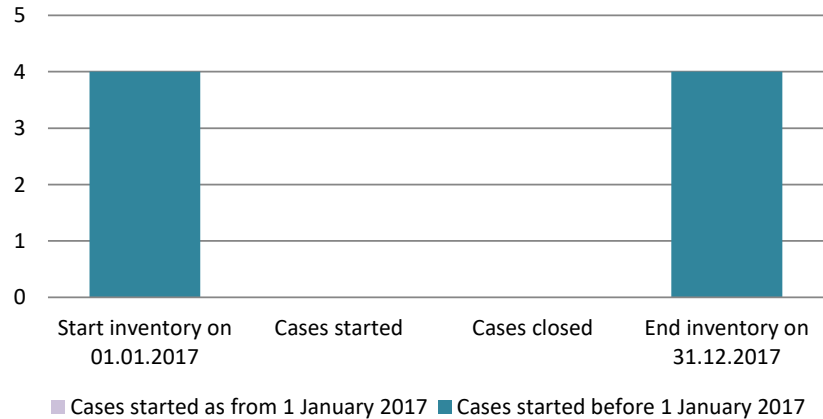
Annex B

MAP Statistics Reporting for the 2018 Reporting Period (1 January 2018 to 31 December 2018) for all Cases

Table 3: All MAP Cases				
average time taken (in months) for post-2015 cases from:				
	"Start" to "End"	Receipt of taxpayer's MAP request to "Start"	"Start" to Milestone 1	Milestone 1 to "End"
	Column 1	Column 2	Column 3	Column 4
Row 1	Total Average Time	n.a.	n.a.	n.a.
Notes:				

Tunisia

Total MAP Caseload



Cases started before 1 January 2017	2017 start inventory	Cases started	Cases closed	2017 end inventory
Transfer pricing cases	1	0	0	1
Other cases	3	0	0	3

Cases started as from 1 January 2017	2017 start inventory	Cases started	Cases closed	2017 end inventory
Transfer pricing cases	0	0	0	0
Other cases	0	0	0	0

Average time needed to close MAP cases (in months)

Cases started before 1 January 2017	Average time
Transfer pricing cases	n.a.
Other cases	n.a.

Cases started as from 1 January 2017	Start to End	Receipt to Start	Start to Milestone 1	Milestone 1 to End
Transfer pricing cases	n.a.	n.a.	n.a.	n.a.
Other cases	n.a.	n.a.	n.a.	n.a.

MAP Outcomes

Cases closed by outcome	denied MAP access	objection is not justified	withdrawn by taxpayer	unilateral relief granted	resolved via domestic remedy	agreement fully eliminating double taxation / fully resolving taxation not in accordance with tax treaty	agreement partially eliminating double taxation / partially resolving taxation not in accordance with tax treaty	agreement that there is no taxation not in accordance with tax treaty	no agreement including agreement to disagree	any other outcome	Total
Transfer pricing cases (all)	0	0	0	0	0	0	0	0	0	0	0
Cases started before 1 January 2017	0	0	0	0	0	0	0	0	0	0	0
Cases started as from 1 January 2017	0	0	0	0	0	0	0	0	0	0	0
Other cases (all)	0	0	0	0	0	0	0	0	0	0	0
Cases started before 1 January 2017	0	0	0	0	0	0	0	0	0	0	0
Cases started as from 1 January 2017	0	0	0	0	0	0	0	0	0	0	0
All cases	0	0	0	0	0	0	0	0	0	0	0

Annex A

MAP Statistics Reporting for the 2017 Reporting Period (1 January 2017 to 31 December 2017) for Pre-2017 Cases

category of cases	no. of pre-2017 cases in MAP inventory on 1 January 2017	number of pre-2017 cases closed during the reporting period by outcome:										no. of pre-2017 cases remaining in on MAP inventory on 31 December 2017	average time taken (in months) for closing pre-2017 cases during the reporting period
		denied MAP access	objection is not justified	withdrawn by taxpayer	unilateral relief granted	resolved via domestic remedy	agreement fully eliminating double taxation / fully resolving taxation not in accordance with tax treaty	agreement partially eliminating double taxation / partially resolving taxation not in accordance with tax treaty	agreement that there is no taxation not in accordance with tax treaty	no agreement including agreement to disagree	any other outcome		
Column 1	Column 2	Column 3	Column 4	Column 5	Column 6	Column 7	Column 8	Column 9	Column 10	Column 11	Column 12	Column 13	Column 14
Row 1 Attribution/ Allocation	1	0	0	0	0	0	0	0	0	0	0	1	n.a.
Row 2 Others	3	0	0	0	0	0	0	0	0	0	0	3	n.a.
Row 3 Total	4	0	0	0	0	0	0	0	0	0	0	4	n.a.
<p>Notes:</p> <p>1) a MAP case was considered as such when a taxpayer submits a request to challenge the taxation paid in Tunisia or a contracting state and that Tunisia considers such taxation is not levied in accordance with the tax treaty entered into or when the competent authority of a contracting state contacts Tunisia for a case where taxation is not in accordance.</p> <p>2) Tunisia has followed the same definition of MAP cases as the one existing in the MAP statistics reporting framework</p> <p>3) Tunisia has adopted the same categorisation of MAP cases, whereby attribution/allocation MAP cases are cases falling under article 7 of the OECD Model Tax Convention (Profit allocation to permanent establishments) or Article 9 (associated enterprises).</p> <p>4) no pre-2017 cases were closed in 2017.</p> <p>5) the cases reported here are either being under analysis or dealt with by the administration in charge of the reimbursement, and at this stage no notification was sent to the taxpayer.</p>													

Annex B

MAP Statistics Reporting for the 2017 Reporting Period (1 January 2017 to 31 December 2017) for Post-2016 Cases

Table 1: Attribution / Allocation MAP Cases													
Treaty Partner	no. of post-2016 cases in MAP inventory on 1 January 2017	no. of post-2016 cases started during the reporting period	number of post-2016 cases closed during the reporting period by outcome:										no. of post-2016 cases remaining in MAP inventory on 31 December 2017
			denied MAP access	objection is not justified	withdrawn by taxpayer	unilateral relief granted	resolved via domestic remedy	agreement fully eliminating double taxation eliminated / fully resolving taxation not in accordance with tax treaty	agreement partially eliminating double taxation / partially resolving taxation not in accordance with tax treaty	agreement that there is no taxation not in accordance with tax treaty	no agreement including agreement to disagree	any other outcome	
Column 1	Column 2	Column 3	Column 4	Column 5	Column 6	Column 7	Column 8	Column 9	Column 10	Column 11	Column 12	Column 13	Column 14
Row 2 Treaty Partners (<i>de minimis</i> rule applies)	0	0	0	0	0	0	0	0	0	0	0	0	0
Row 3 Treaty Partners (Others)	0	0	0	0	0	0	0	0	0	0	0	0	0
Total	0	0	0	0	0	0	0	0	0	0	0	0	0
<u>Notes</u>													

Annex B

MAP Statistics Reporting for the 2017 Reporting Period (1 January 2017 to 31 December 2017) for Post-2016 Cases

Table 2: Other MAP Cases													
Treaty Partner	no. of post-2016 cases in MAP inventory on 1 January 2017	no. of post-2016 cases started during the reporting period	number of post-2016 cases closed during the reporting period by outcome										no. of post-2016 cases remaining in MAP inventory on 31 December 2017
			denied MAP access	objection is not justified	withdrawn by taxpayer	unilateral relief granted	resolved via domestic remedy	agreement fully eliminating double taxation / fully resolving taxation not in accordance with tax treaty	agreement partially eliminating double taxation / partially resolving taxation not in accordance with tax treaty	agreement that there is no taxation not in accordance with tax treaty	no agreement including agreement to disagree	any other outcome	
Column 1	Column 2	Column 3	Column 4	Column 5	Column 6	Column 7	Column 8	Column 9	Column 10	Column 11	Column 12	Column 13	Column 14
Row 2 Treaty Partners (<i>de minimis</i> rule applies)	0	0	0	0	0	0	0	0	0	0	0	0	0
Row 3 Treaty Partners (Others)	0	0	0	0	0	0	0	0	0	0	0	0	0
Total	0	0	0	0	0	0	0	0	0	0	0	0	0
Notes:													

Annex B

MAP Statistics Reporting for the 2017 Reporting Period (1 January 2017 to 31 December 2017) for Post-2016 Cases

Table 1: Attribution / Allocation MAP Cases				
Treaty Partner	average time taken (in months) for post-2016 cases from:			
	"Start" to "End"	Receipt of taxpayer's MAP request to "Start"	"Start" to Milestone 1	Milestone 1 to "End"
Column 1	Column 2	Column 3	Column 4	Column 5
Row 2 Treaty Partners (de minimis rule applies)				
Row 3 Treaty Partners (Others)				
Total Average Time	n.a.	n.a.	n.a.	n.a.
<u>Notes:</u>				

Annex B

MAP Statistics Reporting for the 2017 Reporting Period (1 January 2017 to 31 December 2017) for Post-2016 Cases

Table 2: Other MAP Cases				
Treaty Partner	average time taken (in months) for post-2016 cases from:			
	"Start" to "End"	Receipt of taxpayer's MAP request to "Start"	"Start" to Milestone 1	Milestone 1 to "End"
Column 1	Column 2	Column 3	Column 4	Column 5
Row 2 Treaty Partners (<i>de minimis</i> rule applies)				
Row 3 Treaty Partners (Others)				
Total Average Time	n.a.	n.a.	n.a.	n.a.
<u>Notes:</u>				

Annex B

MAP Statistics Reporting for the 2017 Reporting Period (1 January 2017 to 31 December 2017) for Post-2016 Cases

Table 3: All MAP Cases				
average time taken (in months) for post-2016 cases from:				
	"Start" to "End"	Receipt of taxpayer's MAP request to "Start"	"Start" to Milestone 1	Milestone 1 to "End"
	Column 1	Column 2	Column 3	Column 4
Row 1	Total Average Time	n.a.	n.a.	n.a.
<u>Notes:</u>				