



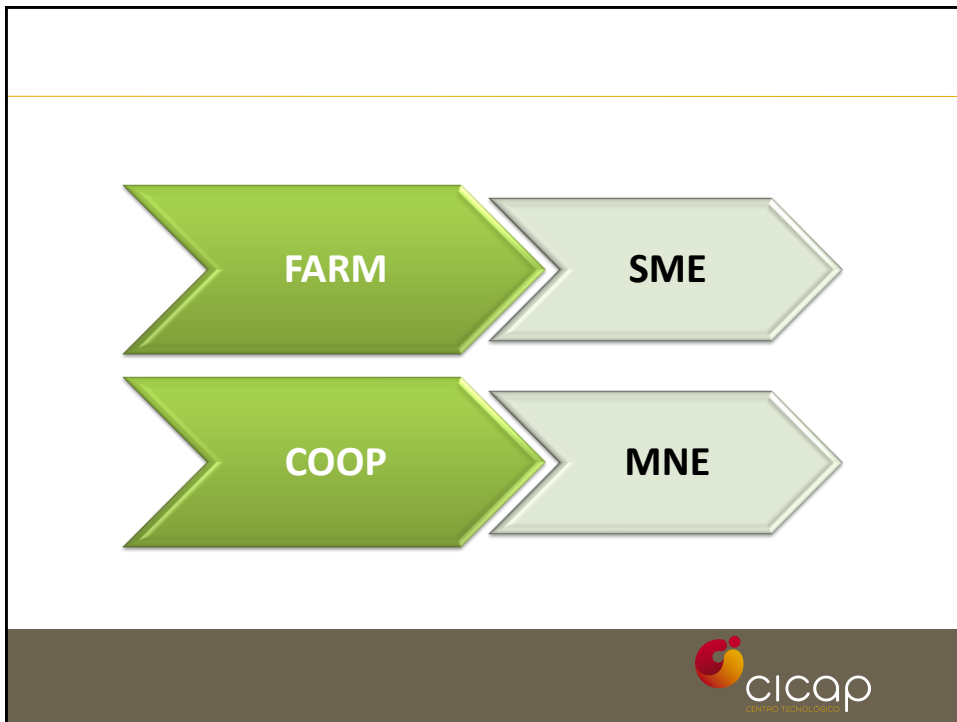
cicap  
CENTRO TECNOLÓGICO

A FOOD RESEARCH CENTER IN ANDALUSIA



1623





Turnover produced by agro-coops

	Sweden	Andalusia
Total population	9,3 mill.	8,3 mill.
Turnover	16 bill. €	4,4 bill. €
Nº of agro-coops	30	680
Turnover/coop	533, 5 mill. €	6,5 mill €

The table compares the turnover produced by agro-coops in Sweden and Andalusia. The data is presented in a table with a green header row and a dark grey footer at the bottom right corner featuring the 'cicap' logo.

## Coops in Sweden



## Coops in Andalusia



Challenge:

- Internationalisation
- Innovation

How?

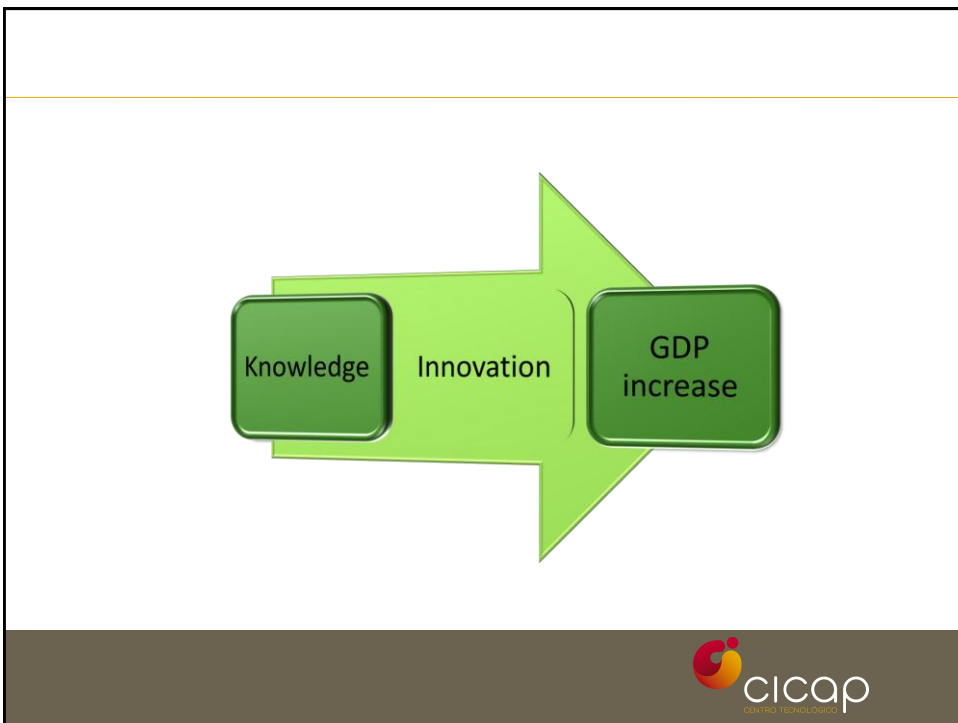
COOPERATION

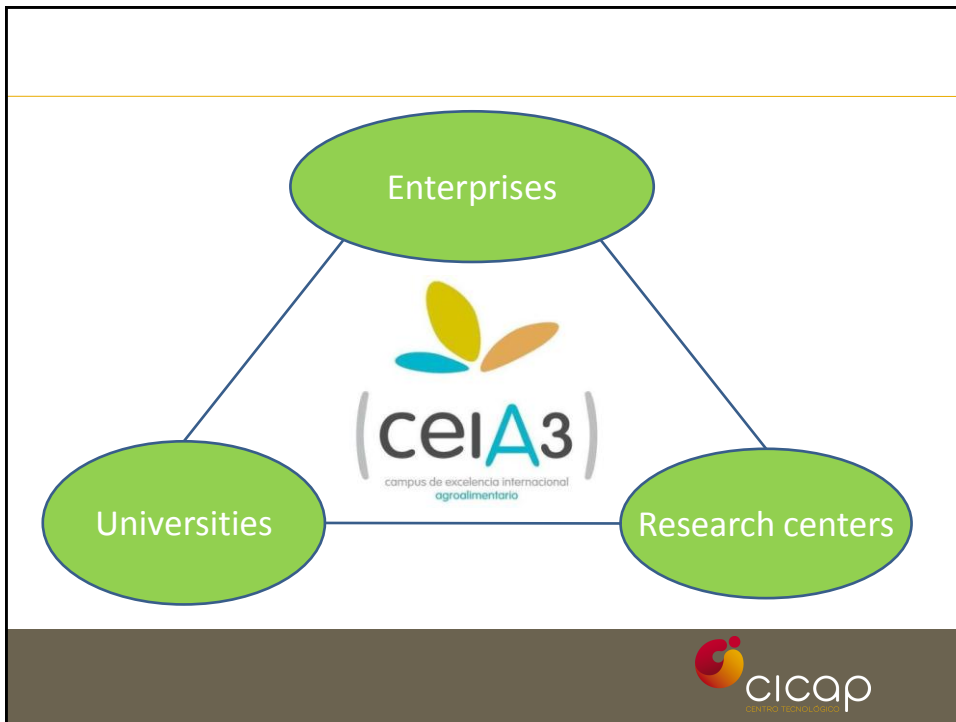


$PRICE = COST + PROFIT$

$COST = PRICE - PROFIT$







This slide features a dark grey background with a thin orange horizontal line at the top. At the top center is the CICAP logo, consisting of a stylized 'C' icon and the text "cicap CENTRO TECNOLÓGICO". Below the logo, a white-bordered box contains the following contact information:  
Javier Trueba  
+34.676.632.010  
jtrueba@cicap.es  
www.cicap.es  
Below the box, the text "Muchas gracias" is displayed. At the bottom right of the slide is the CICAP logo again, with the text "cicap CENTRO TECNOLÓGICO".