



The Power
of International
Education

Shifting National Landscapes and Global Student Mobility: How are the Top Host Countries Faring?

**International Forum on Migration
Statistics
January 2018, Paris**

Rajika Bhandari, Ph.D.

Head of Research, Policy & Practice

For nearly a century, IIE has been the global leader in international education

IIE by the Numbers



200+

PROGRAMS



185

COUNTRIES



1,400+

MEMBER
INSTITUTIONS



19

OFFICES AND
AFFILIATES

2015 Impact



42,500

TOTAL
PARTICIPANTS



5,700+

INTERNATIONAL
STUDENTS PLACED AT
U.S. UNIVERSITIES



600+

GENERATION
STUDY ABROAD
PARTNERS



1,600+




HIGHER ED PARTNERS
PROMOTING INTERNATIONAL
EXCHANGE

Almost a 100 years of student mobility data...

TABLE SHOWING COMPARISON OF THE NUMBER OF FOREIGN STUDENTS IN THE COLLEGES AND UNIVERSITIES OF THE UNITED STATES DURING THE PAST FIVE YEARS

(An attempt has been made by the Institute in compiling these figures to include bona fide foreign students coming to this country under their national quotas as well as those entering on student visas. Duplication of returns, when the same student is reported by two institutions, has been eliminated as far as possible also, in the hope of making these partial returns fairly accurate.)

	1921-22	22-23	23-24	24-25	25-26
Abyssinia.....	..	1	1	4	3
Afghanistan.....	2	1	..
*Africa.....	4	6	7	17	3
Alaska.....	12	..	2	2	1
Albania.....	4	4	5	1	1
Algeria.....	1	2	1	1	..
Arabia.....	..	1	2	4	3
Argentina.....	54	57	33	38	35
Armenia.....	90	92	101	103	47
*Asia Minor.....	6	6	7	7	1



Project Atlas®

1921 1948 1955 1972 2001

IIE sent out a questionnaire to higher education institutions collecting international student data

IIE began publishing data in *Education for One World*

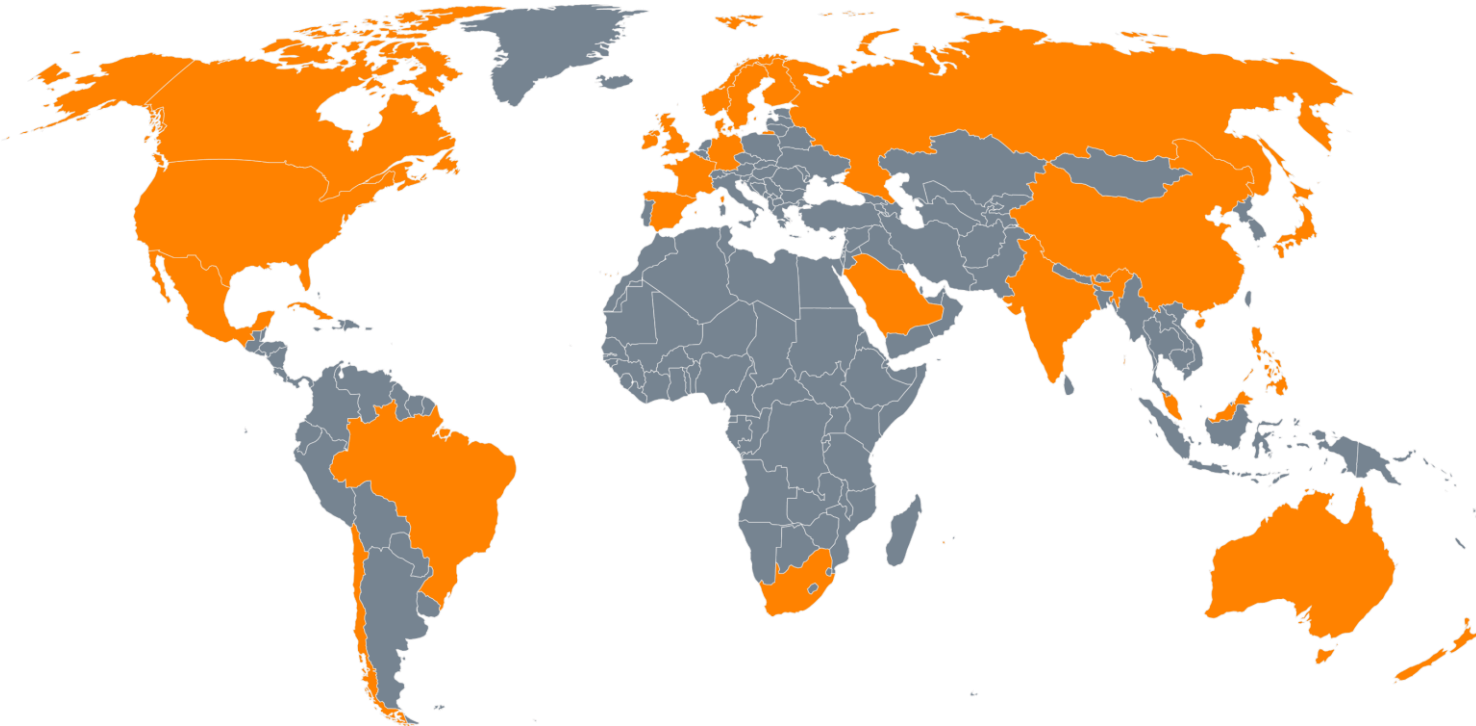
The publication was expanded and renamed *Open Doors*

The U.S. Department of State began providing support for IIE's *Open Doors*

IIE launched *Project Atlas* in collaboration with international partners



Project Atlas®: A global community of student mobility agencies and researchers



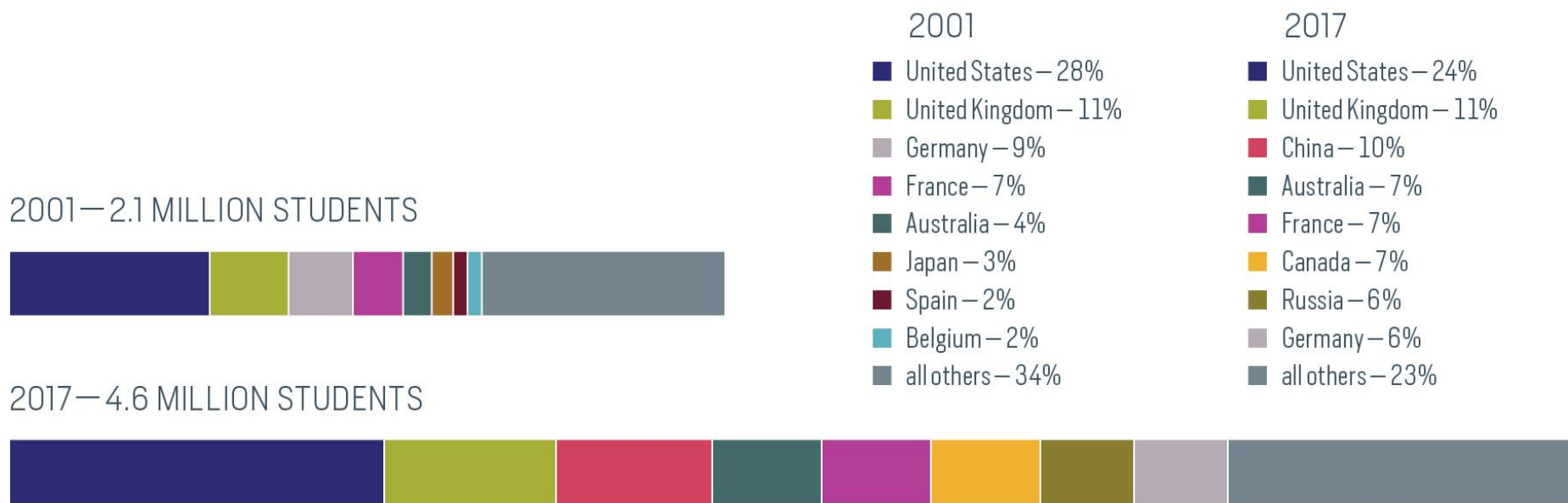


Global competition

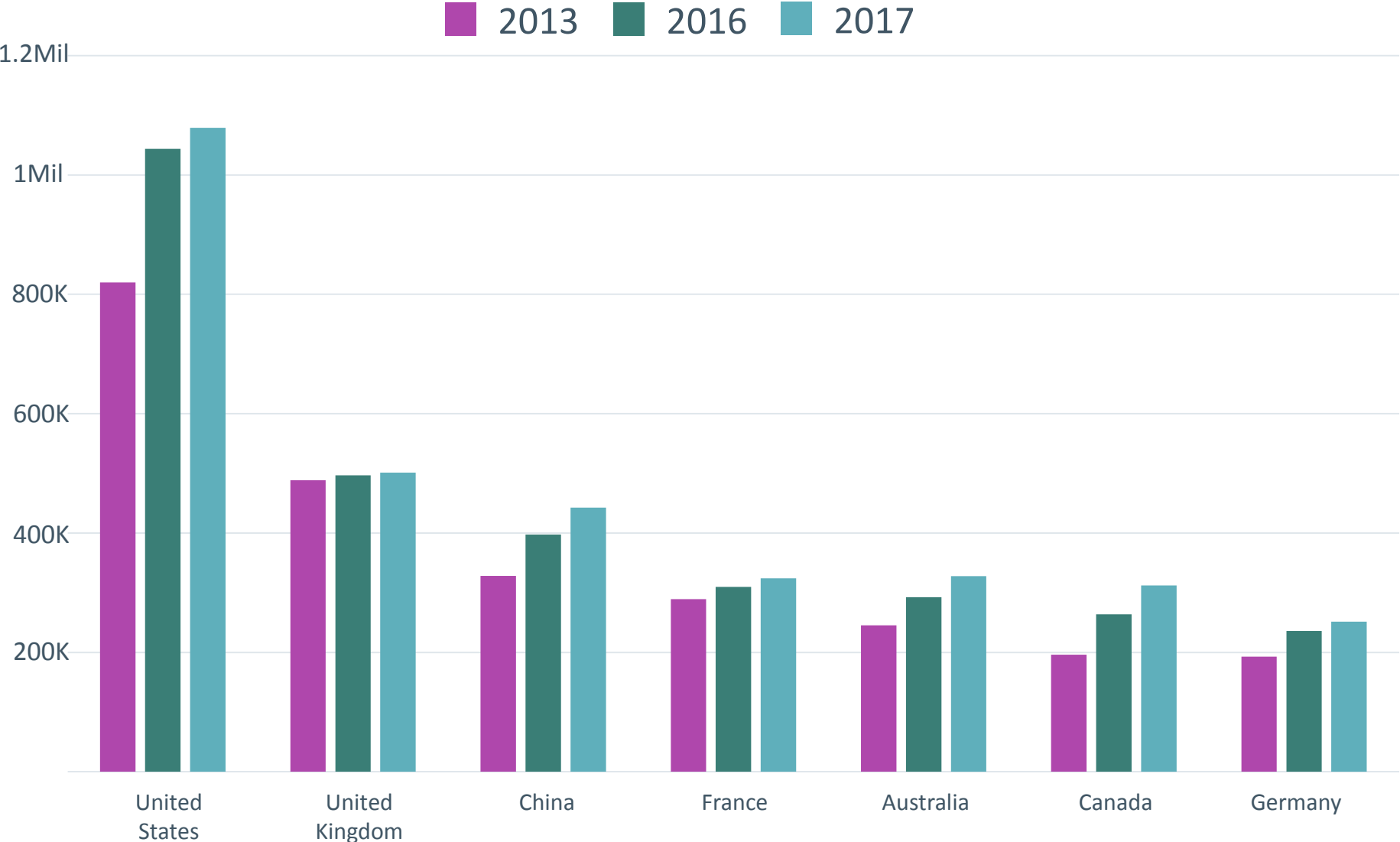
The case of the U.S.

**Defining and
measuring mobility**

Mobile postsecondary students: A global look



International student growth over the past 5 years



Global Competition: Why do countries want international students?

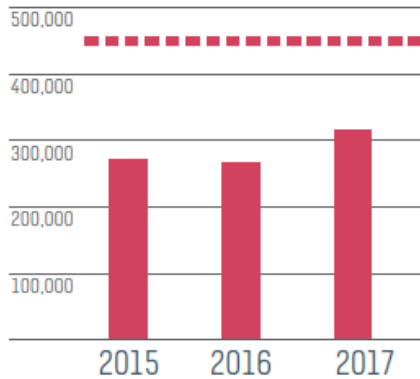
- Educational and cultural exchange
- Building knowledge economies; science and innovation
- Revenue: Higher education as an “export”
 - U.S.: \$39.4 billion
 - U.K.: \$22 billion
 - Australia: £25 billion
- Internationalization of campuses
- World-class universities & rankings



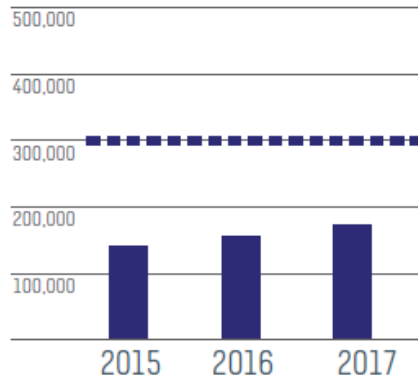
Host countries and their targets



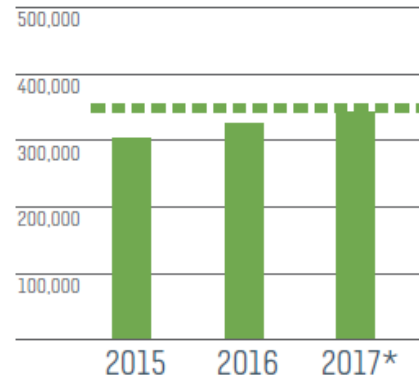
CANADA
450,000
by 2022



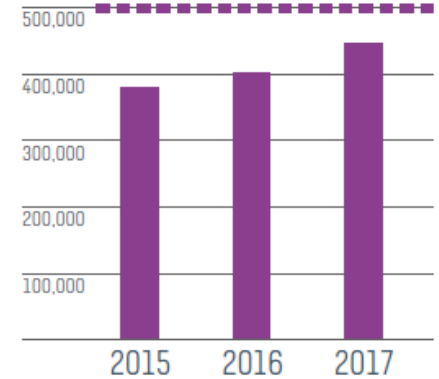
JAPAN
300,000
by 2020



GERMANY
350,000
by 2020



CHINA
500,000
by 2020

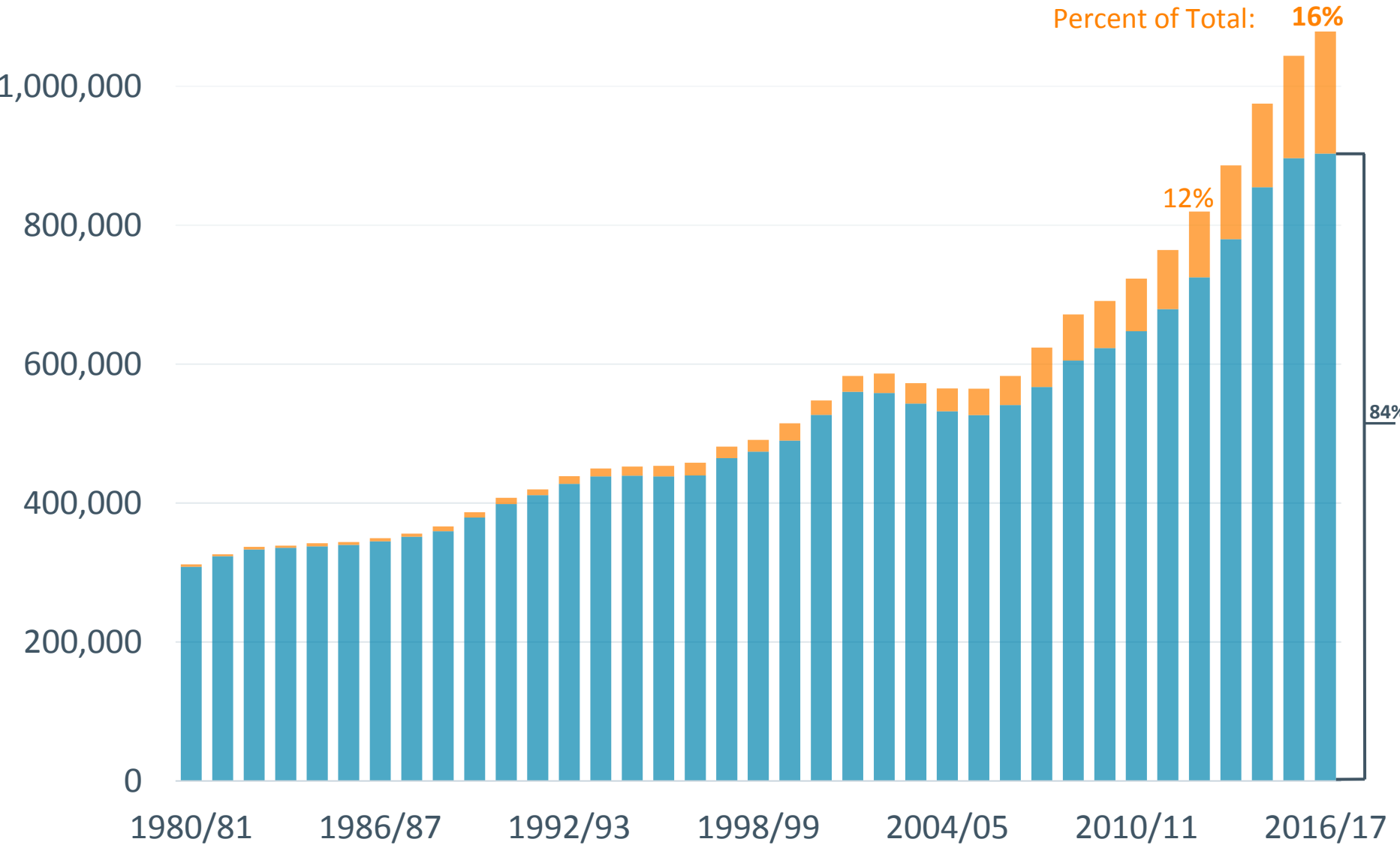


Strategies to attract students

- **Canada:** new immigration process; additional points for residency for those who obtained degrees in Canada and hold job offers (Nov. 2016)
- **Germany:** minimal fees, career incentives, English-taught graduate programs
- **China:** internships; opportunities for international students in high-tech and e-commerce to transition to workforce; scholarships
- **Japan:** subsidized company internships, job search assistance, Japanese language courses



A shifting landscape: how is the U.S. faring?



Who is an international student? **Measurement challenges**

- Comparing apples and oranges
- HEI enrollment data vs. immigration/visa data
- Linking student enrollment and skilled immigration data
- Variations in: program of study; duration; delivery

Who is an international student? Who should count?

STUDENTS WHO ...	GERMANY	JAPAN	MEXICO	UNITED STATES
are legal residents in the country of study but do not hold citizenship	yes	no	no	no
hold dual citizenship from the country of study and another country	no	yes	yes	no
are refugees or asylees	yes	no	no	no
are undocumented (students who reside in the country but do not have any legal residency status)	no	no	yes	no
enroll in language training institutes	no	no	yes	yes
enroll in distance learning (online) courses or programs, reside outside of the country, and are not citizens of the host institution's country	yes	no	no	no

Online Resources

#OpenDoorsReport


@IIEResearch

@IIEGlobal

opendoors®
iie.org/opendoors



iie.org/mobility



opendoors®

REPORT ON INTERNATIONAL EDUCATIONAL EXCHANGE

2017