

Innovative uses of administrative data for a statistical purpose:

# Using administrative data to improve knowledge of migration: new developments in UK

OECD International Forum on Migration Statistics, Paris  
Monday 15<sup>th</sup> January 2018, 11:00am  
(Session 1.D)

# Contents

1. Key features of the United Kingdom migration statistics system
2. Developments in migration statistics in the UK since 2010
3. Changes in Migrants' visa and leave status (the Migrant Journey)
4. Exit checks and advanced passenger information
5. Data Analytics and data linkage
6. Other innovative uses of administrative data

# Statistics are often defined by the systems and culture in which they operate

Two examples:

In France, there has been a traditional reluctance to ask about a person's ethnicity

- However, in UK we have for some time collected (self-defined) ethnicity and been at the forefront of using statistical data to address inequality, including last year publishing an extensive "Race Disparity Audit" of public services (see right)

Many European countries make productive use of personal data collected in population registers and a wide range of official records

- In the UK parliament rejected ID cards (and thereby a population register) in 2010 and there is widespread public antipathy to being asked to prove your identity to a policeman on the street.
- Our data protection act created a range of obstacles to sharing data collected by different government agencies, even for statistical purposes (although note 2017 Digital Economy Act has made this much simpler for ONS)

These differences in culture and history help define different statistical approaches.

News > UK > UK Politics

## Theresa May vows to tackle racism after report reveals shocking extent of discrimination in UK

PM commissioned review into how race affects life chances of people living in Britain shortly after entering Downing Street

Lizzy Buchan Political Correspondent | @LizzyBuchan | Monday 9 October 2017 22:49 BST | 57 comments

f t e

Theresa May has vowed to tackle racial discrimination in the UK following a major review

0:00 / 0:28

# Key features of the United Kingdom migration statistics system

## Long-Term International Migration

- Migration is currently estimated using the International Passenger Survey (IPS) run by ONS to measure flows across the border

## Administrative visa system records

- People from outside the EU apply to the Home Office for leave to remain through the visa system (or asylum for protection status)

## Population estimates

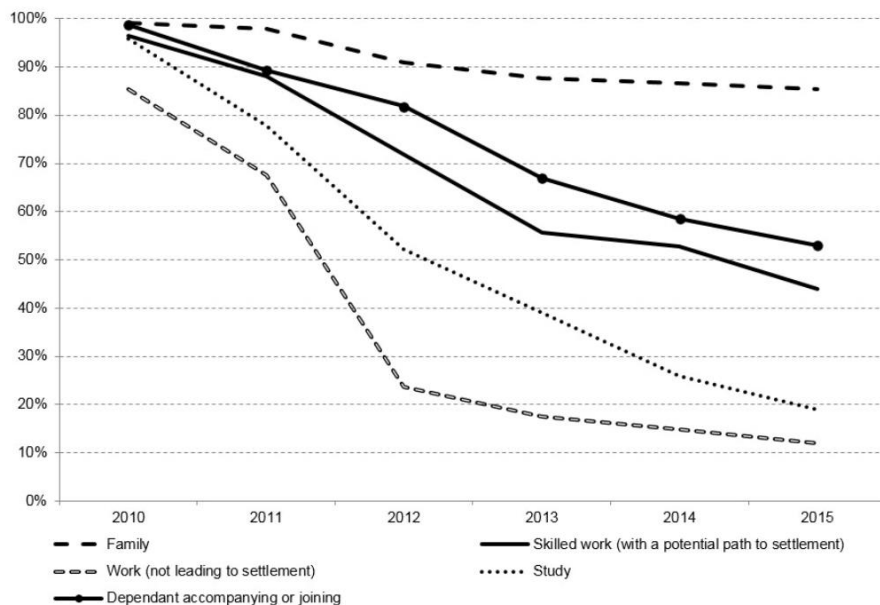
- UK does not have a registration system for people (although we do have records of tax and benefit payments)
- Stock measures are produced by ONS using the Annual Population Survey (based on Labour Force Survey)
- A Census is undertaken every ten years (most recently in 2011)

# Developments in migration statistics in the UK since 2010

- Improving our own Home Office statistics, for example:
  - Moves to **online publication** from print for both chapters & tables (2011) – and revised structure (2017) [1](#)
  - **Migrant Journey analyses** (‘changes in migrants visas and leave statuses’) (2010)
  - Differentiating **student visas** by sector to provide trends for HE and others [2](#)
  - **Asylum cohort analyses** of final outcomes following appeal [3](#)
  - Two reports on ‘experimental’ **Exit checks** data (2<sup>nd</sup> published 24<sup>th</sup> August 2017)
  - **Local Authority data** on refugee support and resettlement [4](#)
  - Publishing experimental data **on lesbian, gay and bisexual asylum** claims (November 2017) [5](#)
  - Active UK migration statistics **user group** and annual user conference
- Working jointly with ONS:
  - A number of flagship HO-ONS migration **outputs from the 2011 Census** (2013-14) [6](#)
  - Joint HO-ONS programme to compare **work, study & family migration** data sources (2014-15)
  - GSS study on **National Insurance Number Statistics (NINOs)** issued to foreign nationals (2016) [7](#)
  - ONS report on **Student migration** (including new data from Home Office exit checks) (2017) [8](#)
- Enhancing others’ data:
  - Sponsoring a new ‘**Why UK**’ variable in the LFS (on the original reason the foreign-born came to the UK) [9](#)
  - Working with ONS to pilot a new **original reason for coming** question in the IPS
  - Working with HMRC on **real-time information**, which will in future years be particularly critical for helping to fill gaps in our knowledge

# Changes in Migrants' visa and leave status (the Migrant Journey)

Migrants in the 2010 cohort still holding valid leave to remain in the UK or granted settlement at the end of each year, by visa type



Analyses visa status and cannot provide confirmation of departure or an indication of illegal overstaying.

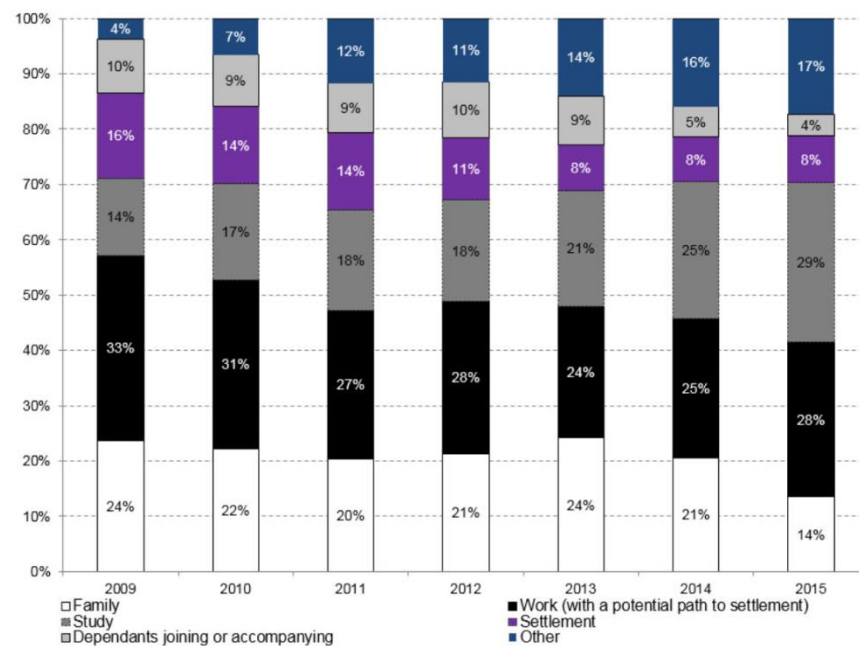
2<sup>nd</sup> Report provided some key nationality breakdowns, showing the marked different propensities to remain between migrants from rich countries and those from developing nations.

Sources: [1<sup>st</sup> report](#), [2<sup>nd</sup> report](#), [latest report](#)

Combines data from multiple Immigration system sources (visas, extensions, switching, asylum, settlement) to establish

- a forward look at which visa categories non-EEA migrants switch into, whether on a path to residency or for temporary purposes (CHART LEFT)
- A backward look to establish the visa routes by which those granted settlement originally arrived in the UK (CHART BELOW)

Common immigration routes of those granted settlement in 2009 to 2015



# Exit checks and advanced passenger information (experimental statistics)

- Matches immigration records for non-EEA arrivals to departure data from exit checks to compare visa expiry and actual departure dates (for post April-2015 arrivals)
- Coverage is 100% outbound and 89% inbound (but 100% for air). Current issues include Common Travel Area, data matching and completeness of data records (100% coverage doesn't mean data is complete)
- Analysis currently excludes vast majority of visitors who do not require a visa on arrival, and earlier arrivals/expiries as well as some visitors with visas of long term validity

**Table 2.1**  
Expiries and departures for non-EEA nationals granted visas<sup>11</sup> by category - 2016/17

Visa Category	Volume of expiries*	Number with known departure in time	Percentage with known departure in time	Percentage with no initially identified in time departure**
Visiting the UK***	1,058,212	1,023,057	96.7%	3.3%
Study	181,024	176,407	97.4%	2.6%
<i>Of which</i>				
Sponsored study (Tier 4)****	112,270	108,930	97.0%	3.0%
Short term study	68,754	67,477	98.1%	1.9%
Work	79,013	75,381	95.4%	4.6%
Other*****	17,433	11,526	66.1%	33.9%
<b>Total</b>	<b>1,335,682</b>	<b>1,286,371</b>	<b>96.3%</b>	<b>3.7%</b>

Source: <https://www.gov.uk/government/statistics/second-report-on-statistics-being-collected-under-the-exit-checks-with-gramme>

# Data Analytics and data linkage

- ONS announced programme of data linkage work on migration arising partly from the new Digital Economy Act (Sept 2017)
- Home Office has also had a data strategy that sees integration of sources as critical to support immigration processes.
- Home Office established a Data Analytics Centre in 2015 to organise and integrate departmental data, initially relating to immigration records but expanding more broadly – for operational purposes, but with potential statistical benefits in time.
- The HODAC core product set includes
  - **data matching** (core to effective automation, saving people from giving us info we already have and verifying what we already know)
  - **enrichment** (finding out what we know from different data sources, with legal permission of course)
  - **search** (using modern search methods to find info from unstructured data)
  - **differentiation** (working out who we have sufficient information and validation to be assured about so we can focus on those we don't) and
  - **network analytics** (e.g. to identify and pursue criminal activity)



# Evaluating Refugee integration & outcomes

## Evaluating Refugee integration and outcomes

UK has a long history of granting protection to refugees and was the top EU country for refugee resettlement in 2016.

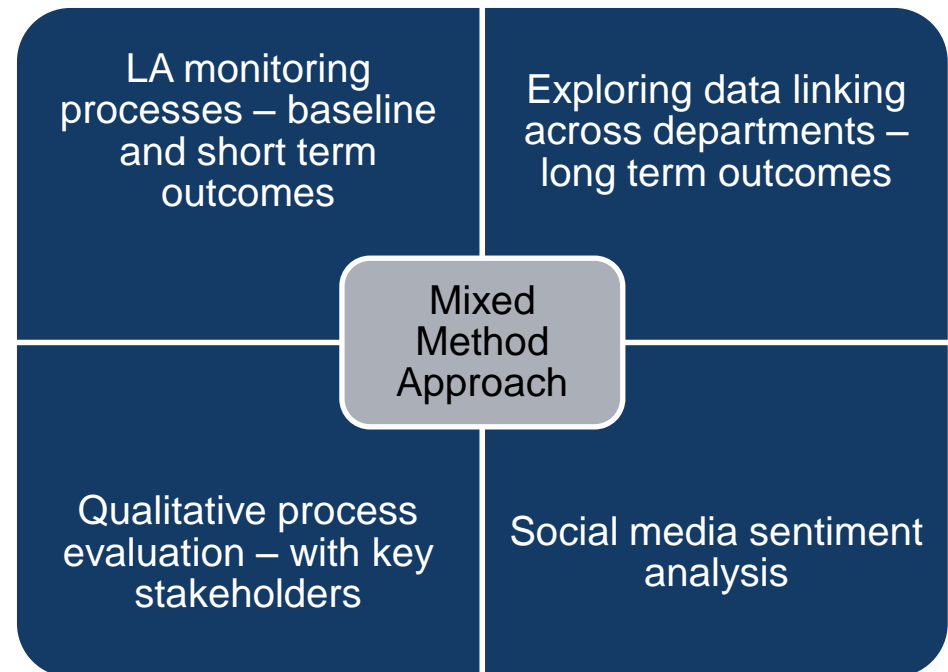
In the latest year (12 months ending September 2017) 6,348 people were provided with protection and support under the UK's resettlement scheme, including around 5,000 Syrian nationals. There were an additional 9,270 grants of asylum and other forms of protection following an asylum application,

## Vulnerable Persons Resettlement Scheme

- A Mixed Methods approach looking to use local area reports, qualitative interviews, social media analysis and complex administrative data linking. Highly experimental.
- Challenges arise from the decentralised delivery model and voluntary local ownership; realistic measurement of outcomes; complex data sharing arrangements and media/public perception challenges.

## Census data matching

- Exploring potential options for longer-term evaluation but issues with quality of electronic data going back in time





Home Office

Jon Simmons  
Director for Migration and Border Analysis

**Home Office Analysis and Insight**

1st floor, Peel, 2 Marsham Street,  
London SW1P 4DF

Jon.Simmons@homeoffice.gsi.gov.uk

+44 (0)20 7035 8673 or +44 (0)7766768532

[MBA on the Web](#)

*"Informing decisions through evidence"*