



Office for
National Statistics

Integrating data for the long-term international migration estimates of the United Kingdom

Jay Lindop

Head of Migration Statistics Division

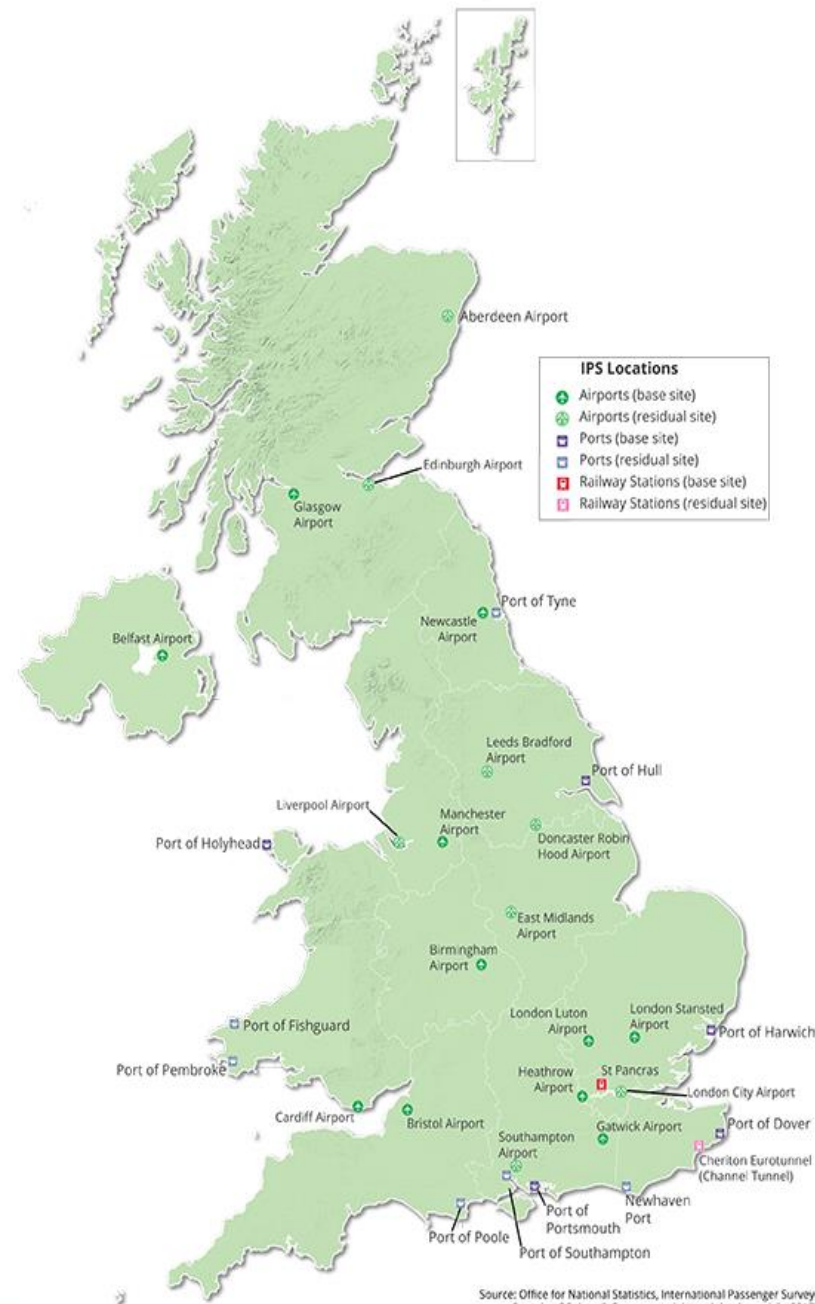
Office for National Statistics, UK

International migration to and from the UK

- The UK has no single all-inclusive system
- International Passenger Survey (IPS) is the prime source for long-term international migration flows
- A more comprehensive long-term international migration flow estimate is produced by combining the IPS with additional data sources

About the International Passenger Survey (IPS)

- Sample survey conducted at main entry and exit points from the UK
- Interviews 700,000 to 800,000 passengers each year. Around 4 - 5,000 are migrants
- 90% coverage (airports, seaports and Channel Tunnel)
- Around 3% refusals



About the IPS pt2

- ✓ Good for high level figures (e.g. totals and breakdowns of larger groups)
- Not designed for detailed characteristics on particular groups
- Produces survey based estimates – these have a measure of *uncertainty* around them (this is not the same as *inaccuracy*)

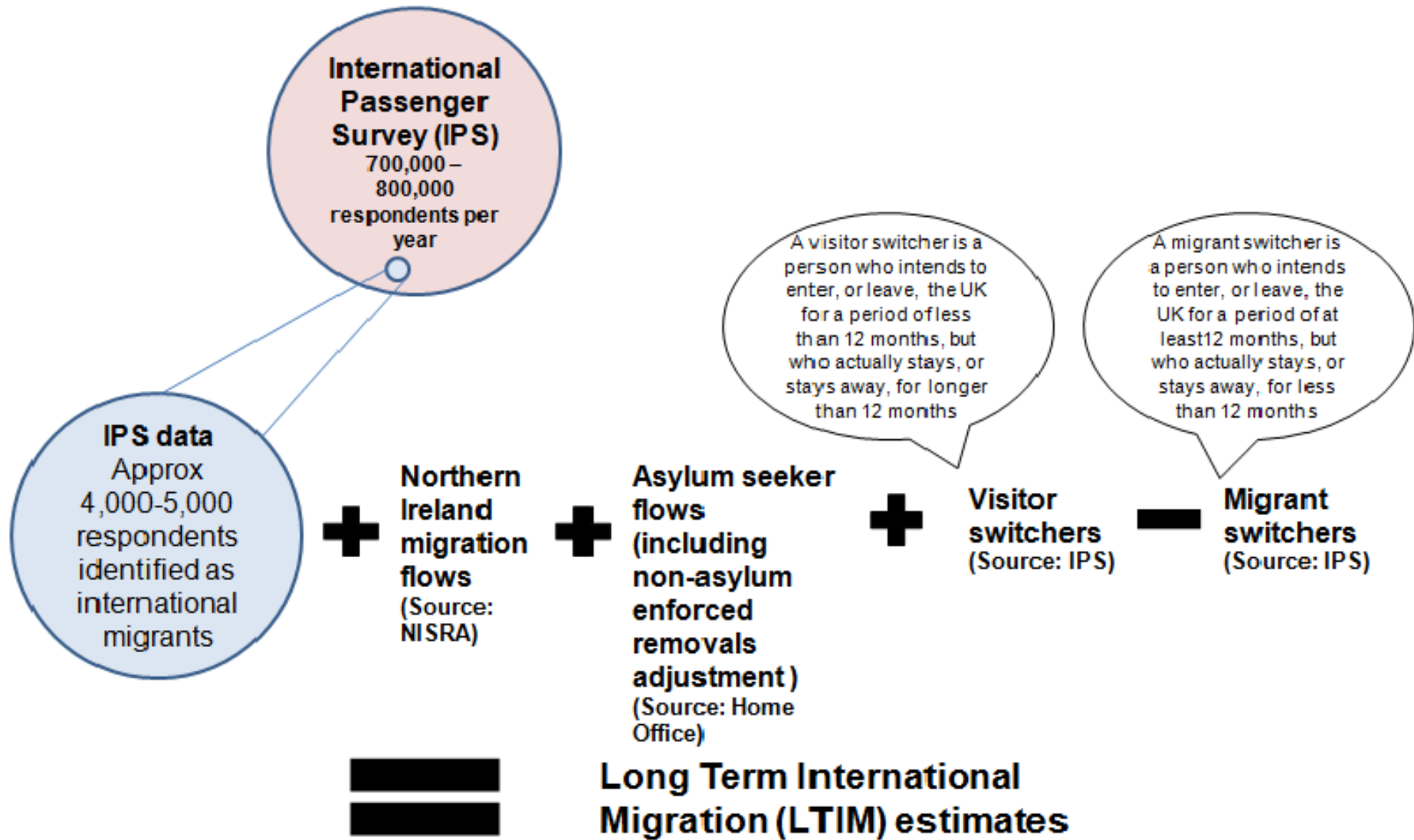
How we weight the IPS, including use of administrative data

- We weight to passenger traffic.
- The first is referred to as the “first-stage sampling rate”. It is the sample interval applied to all passengers crossing the interviewing line.
- The second fixed interval is referred to as the “second-stage sampling rate” and is employed to contact a sub sample of contacts.
- The weighting that underpins the estimates is comprised of an 8 stage process.

Limitations of the IPS for measuring immigration and emigration

- Has all the strengths and weaknesses of a sample survey.
- Captures very few asylum seekers and non-asylum enforced removals from the UK.
- Does not take into account changes in intentions of travellers, from visitor to migrant and from migrant to visitor.
- Does not cover the land border between Northern Ireland and Republic of Ireland.

Calculating LTIM estimates



Improving the IPS and our estimates

- ONS is committed to providing the right information to inform public and policy debate and international migration is a topic of considerable debate.
- Regular methodological changes are made to ensure estimates are as inclusive and robust as possible, particular where new data sources become available.
- In addition in February and September 2017 ONS set out development plans for international migration statistics.

Development plans

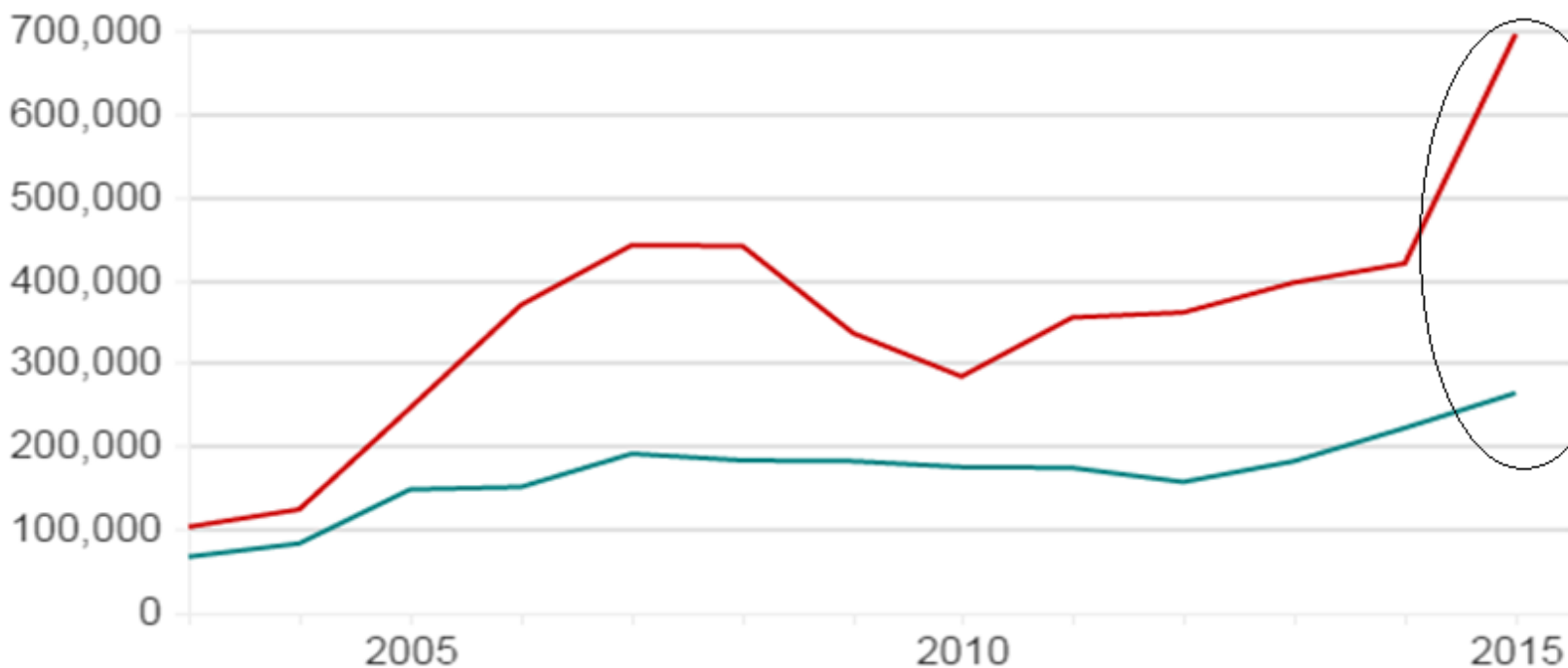
- The nature of migration and its impact on our society is changing.
- Demand for evidence is now more on the impact of migration on the economy and society rather than how it contributes to population change, or direct international migration flows.
- Migrants interact with services in a range of different ways. These are captured on a range of administrative systems across government, giving us a great opportunity for change.
- Our goal is using administrative data at the core of migration statistics by 2019, to support the IPS.

Using administrative data to contrast to and quality assure our estimates

EU migration

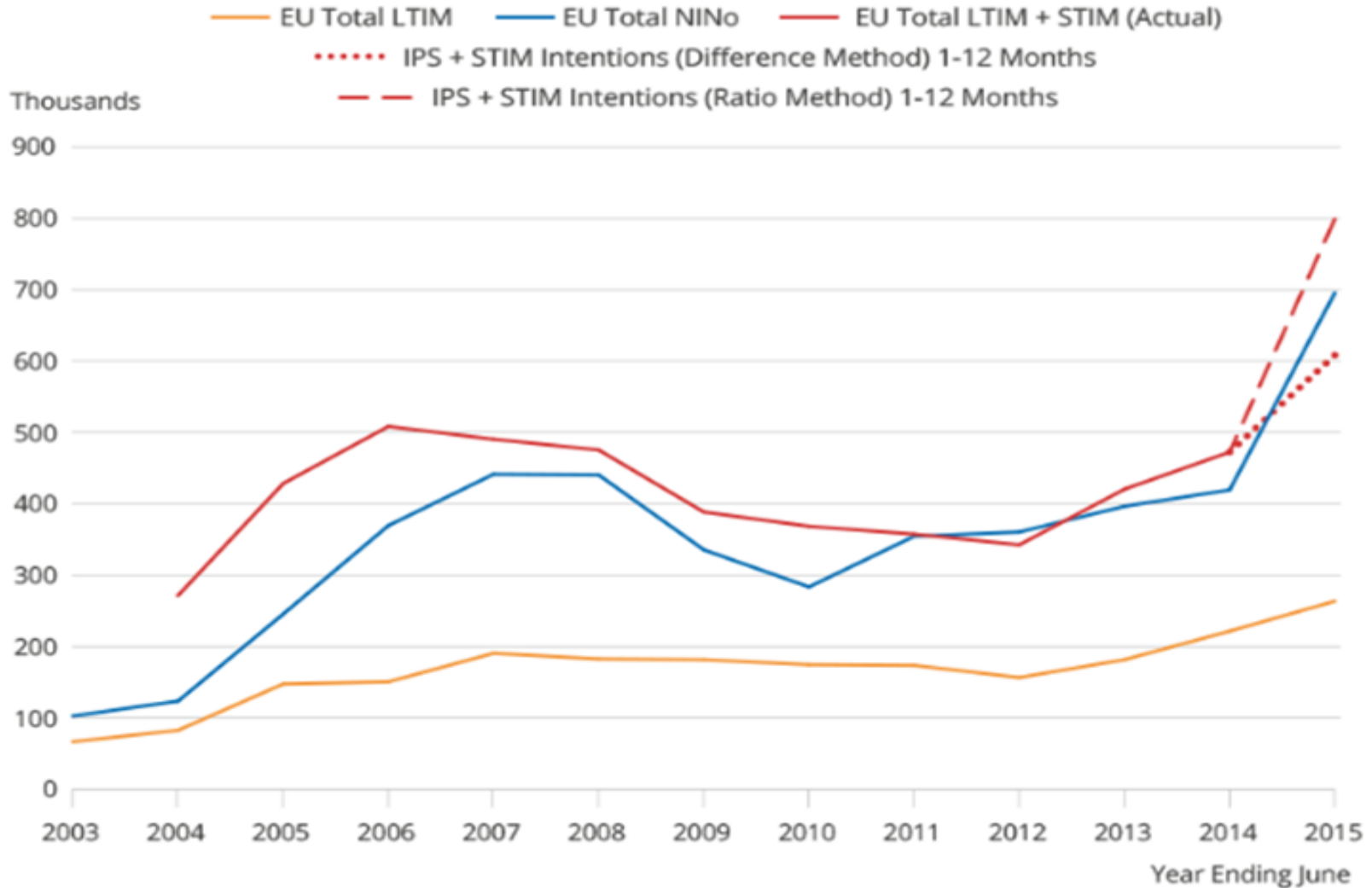
— Long-term immigration

— NI number registrations



Source: ONS

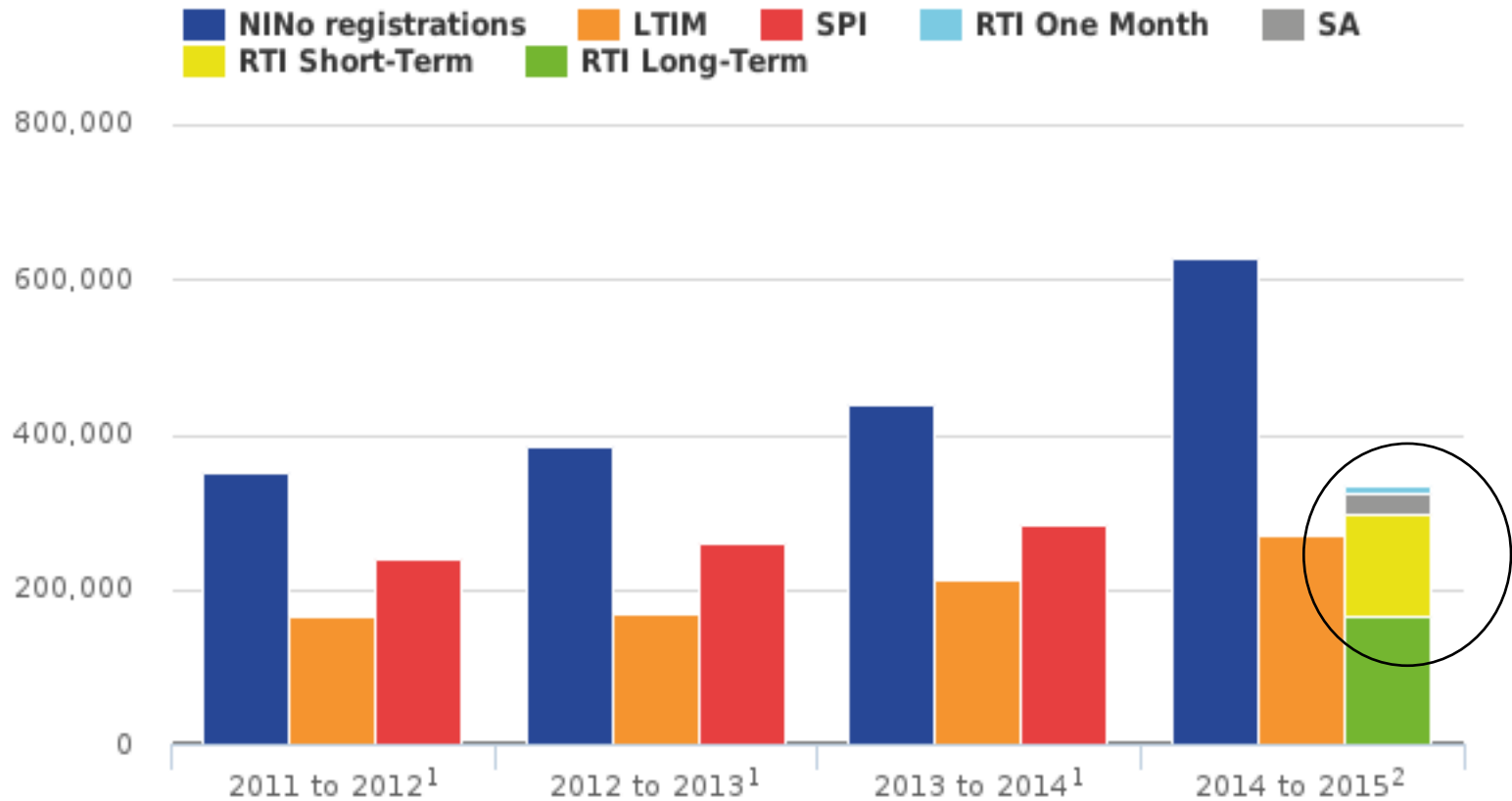
Comparison of short and long-term migration estimates with NINo allocations to overseas nationals



Linking to tax data from Her Majesty's Revenue and Customs (HMRC)

- 'Real time information' – employers inform HMRC every time they pay their employees
- Used as proxy indicator for migrant workers, including year of arrival and duration in the UK
- Linked with nationality when applying for National Insurance number helps identify migrants
- Does not cover self-employed (reported separately)

A solution to why the data don't match – coverage and definitions are important.



Any questions ?

My team or I would be happy to answer any questions about our current methods or our ambitious programme of work to expand our use of administrative data.

Migstatsunit@ons.gsi.gov.uk

EXTRA SLIDES FOR REFERENCE

Timeline of planned work

Date	Topic	Additional Admin data sources
Late 2017	Work & Family visa analysis providing better evidence on travel and migration patterns of non-EU nationals	Exit Check data
2018	EU Nationals travel and migration patterns – How do EU citizens interact with administrative systems in the UK and what can we learn about their movements, to supplement existing analysis?	HMRC Real Time Information, DWP benefits data, Home Office Borders data
Mid 2018	How different groups of international migrants impact the economy, building on available evidence.	Migrant Workers Scan, Benefits and Income Data
Autumn 2018	Experimental migration statistics using admin data as the core	All available sources, particularly Patient Registers and Customer Information System
Autumn 2018	Consultation with migration statistics users on the shape that a new administrative based system would take	
Late 2018	International migrant use of Health Services, and labour supply in the Health Sector – building on information already available across the public sector	NHS data on GP registrations, and hospital interactions, in addition to the HMRC sources above, augmented with data for devolved administrations where available.
Late 2018/early 2019	International migrant use of Education Sector, and labour supply in the Education Sector – building on information already available across the public sector	DfE School Census, Longitudinal education outcomes, in addition to the HMRC sources above, augmented with data for devolved administrations where available.
2019	Administrative Sources as core to Migration Statistics	Linked data system based on all available sources.