

# COMBINING FRENCH AND INTERNATIONAL DATA TO BETTER UNDERSTAND THE SITUATION OF IMMIGRANTS AND THEIR DESCENDANTS: THE EXAMPLE OF FAMILY STRUCTURES

*Florent Domergue  
Direction générale des étrangers en France  
Ministère de l'intérieur*

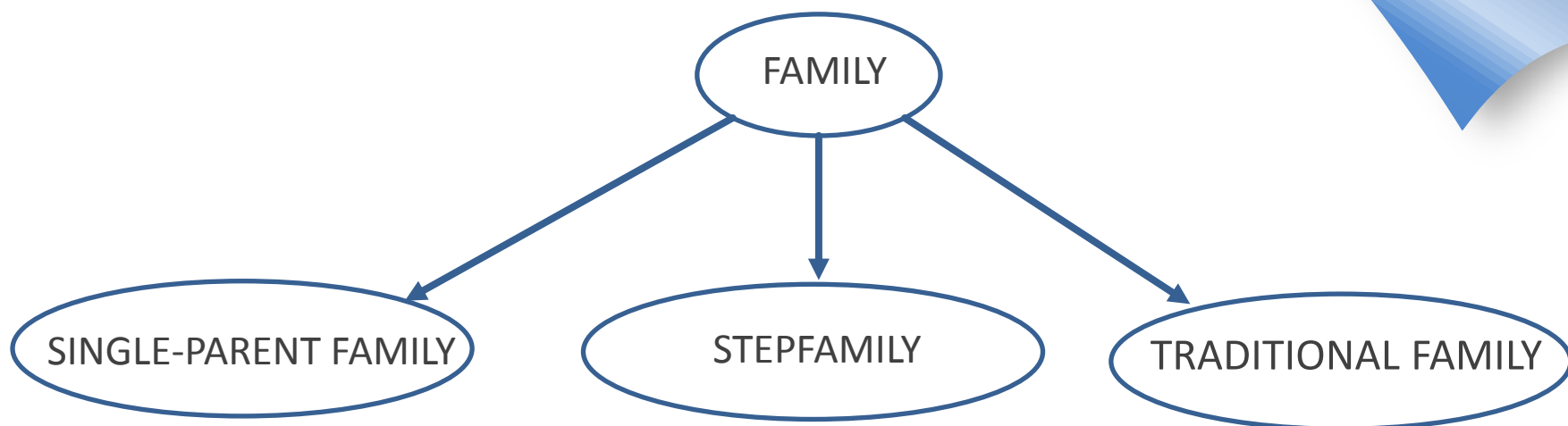


MINISTÈRE  
DE  
L'INTÉRIEUR

## Definitions

- **Family:** part of a household comprising either persons in a couple and their children or stepchildren living in the same principal residence, or a parent living without a spouse with his/her children
  - in the study : at least one child is a minor
- **Immigrant:** person residing in France and born abroad with a foreign nationality at birth
- **Descendant of immigrants:** person born in France, residing in France and having at least one immigrant parent

## Family types



Part of a household comprising a single parent with his/her children

Family consisting of a couple of adults and at least one child who is not the child of one of the two members of the couple

Family consisting of a couple of adults and children born of their union

## What we want to know:

- How can we explain the differences in family structure between the main origins of immigrants and descendants and people unrelated to migration?
  - French survey data (EFL)
  
- Are the family structures of immigrants and descendants more similar to those of their country of origin or of their host country?
  - International data (IPUMS)

## The Family and Housing Survey (EFL)

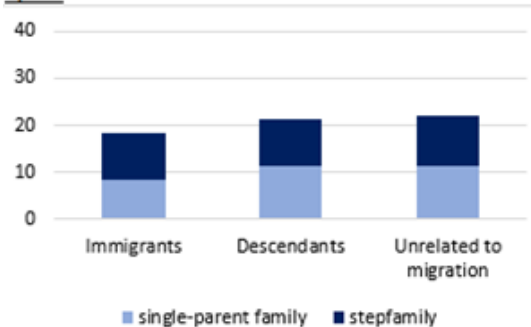
- Fertility, life as a couple, family structures and children's care
- Conducted in 2011 and linked to the French census of the same year
- 360,000 adults living in ordinary households in metropolitan France
  - 12,000 immigrants living in a family with at least one minor child
  - 9,000 descendants living in a family with at least one minor child

## The Family and Housing Survey (EFL) : main origins

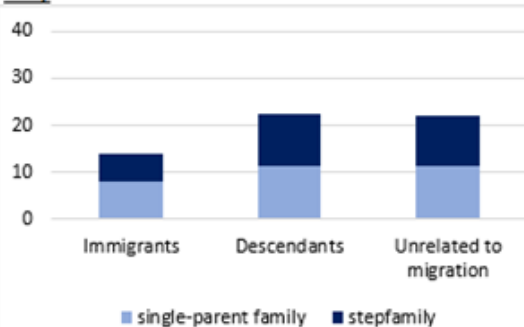
	Unweighted	Weighted	
	Frequency	Frequency	Percentage
<b><i>Immigrants</i></b>			
Spain	229	30,930	2
Italy	193	29,998	2
Portugal	1,200	188,561	10
Maghreb	4,230	710,838	36
Africa except Maghreb	1,631	279,011	14
Turkey	896	135,752	7
Other origins	4,007	592,570	30
All immigrants	12,386	1,967,660	100
<b><i>Descendants</i></b>			
Spain	1,091	149,469	12
Italy	1,530	210,142	17
Portugal	1,416	187,382	15
Maghreb	2,691	383,790	31
Africa except Maghreb	243	36,369	3
Turkey	226	27,154	2
Other origins	1,411	181,977	15
Unknown origin	427	60,985	5
All descendants	9,035	1,237,266	100

# The Family and Housing Survey (EFL): family types distribution according to the origins of immigrants and descendants

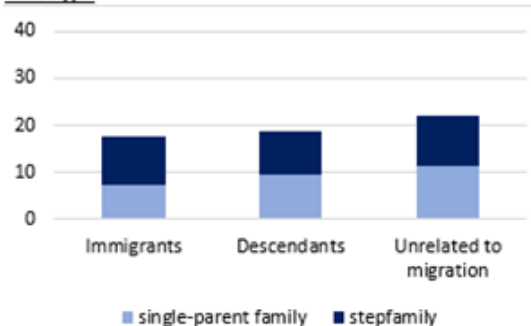
**Spain**



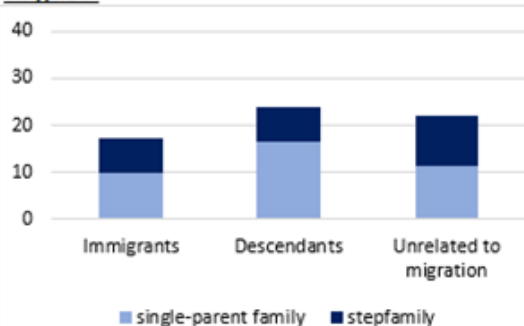
**Italy**



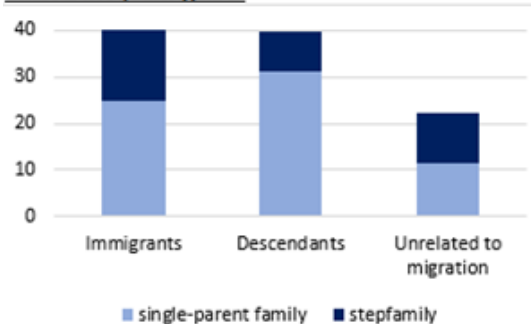
**Portugal**



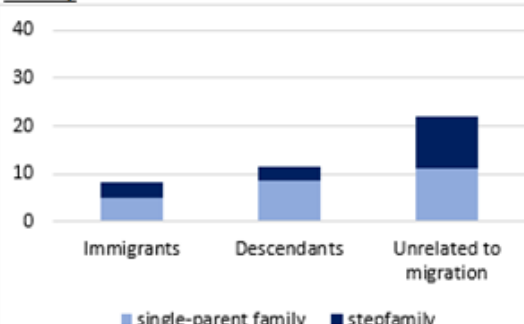
**Maghreb**



**Africa except Maghreb**



**Turkey**





***THE IMPACT OF SOCIO-DEMOGRAPHIC CHARACTERISTICS ON  
FAMILY BEHAVIOUR***

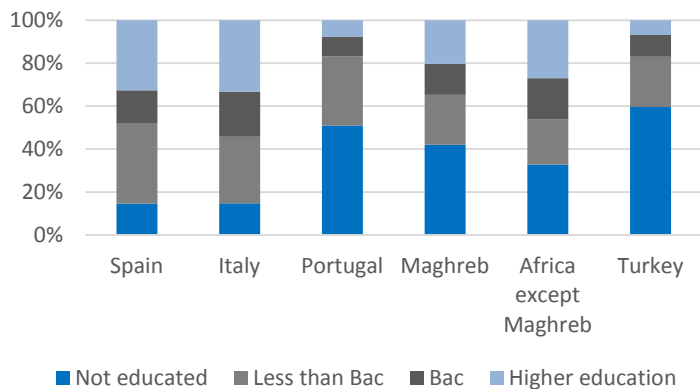


## The Family and Housing Survey (EFL): determinants of family type

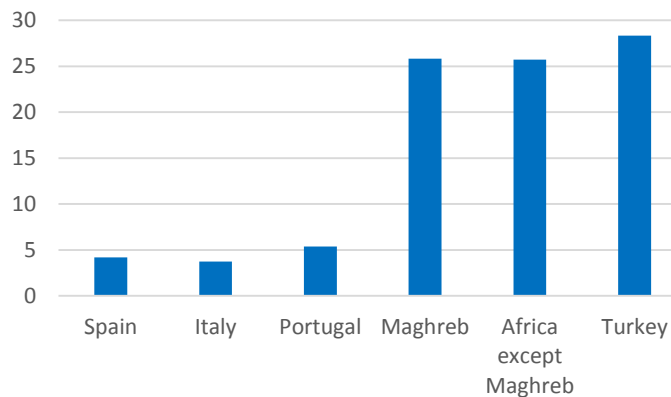
	Single-parent family	Stepfamily	Traditional family
Gender	Woman		Man
Age	More than 30		Young
Education	Not graduated	Less than Bac (except immigrants)	Higher education
Activity	Unemployed		Household
Number of children	1	3 and over	2
Zus	Yes		

# The Family and Housing Survey (EFL): characteristics of the immigrants

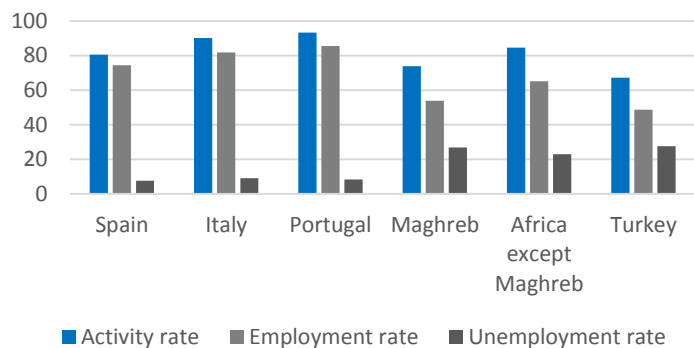
## Education



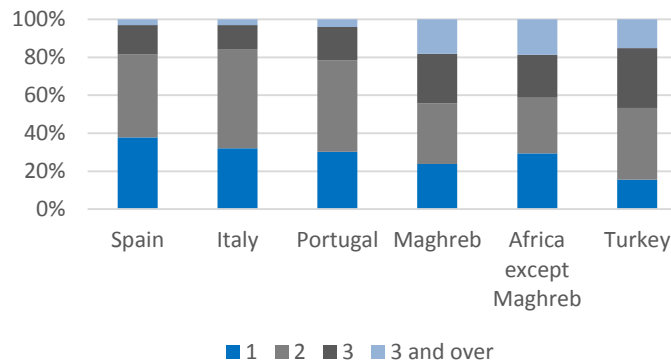
## ZUS



## Activity, employment, unemployment

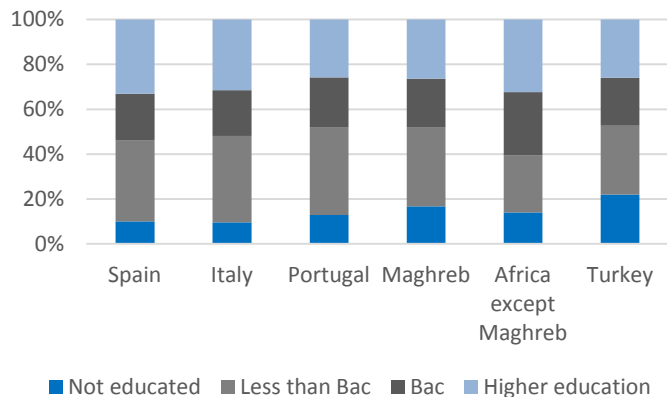


## Number of children

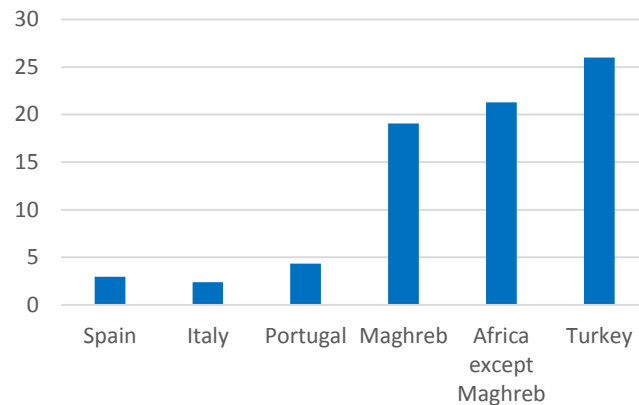


# The Family and Housing Survey (EFL): characteristics of the descendants

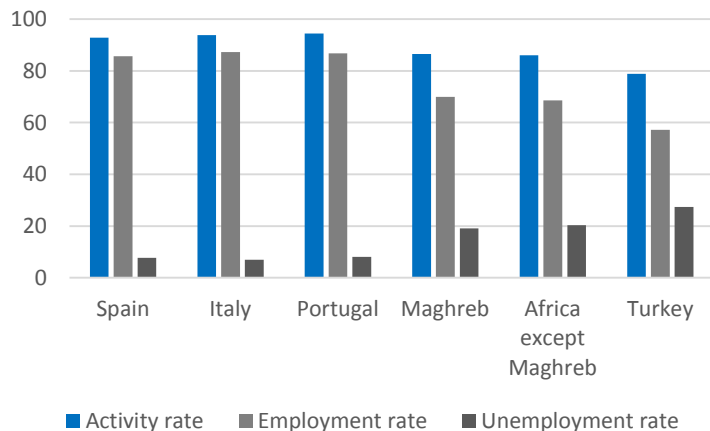
## Education



## ZUS



## Activity, employment, unemployment



## Number of children



## Measurement of the impact of composition effects on the family structures of immigrants and descendants

Immigrants from Africa except Maghreb: a wide total gap...

Family type	Immigrants (observed)		Unrelated to migration (observed)			Total gap
	(1)		(3)			(1) - (3)
Single-parent family	25		11			14
Stepfamily	16		11			5
Traditional family	59		78			-19

## Measurement of the impact of composition effects on the family structures of immigrants and descendants

Immigrants from Africa except Maghreb: a wide total gap, and an expected distribution different from the observed distribution of people unrelated to migration...

Family type	Immigrants (observed)	Immigrants (expected)	Unrelated to migration (observed)			Total gap
	(1)	(2)	(3)			(1) - (3)
Single-parent family	25	17	11			14
Stepfamily	16	14	11			5
Traditional family	59	69	78			-19

## Measurement of the impact of composition effects on the family structures of immigrants and descendants

Immigrants from Africa except Maghreb: a wide total gap, and an expected distribution different from the observed distribution of people unrelated to migration...

→ wide explained and unexplained gaps

Family type	Immigrants (observed)	Immigrants (expected)	Unrelated to migration (observed)	Explained gap	Unexplained gap	Total gap
	(1)	(2)	(3)	(2) – (3)	(1) – (2)	(1) - (3)
Single-parent family	25	17	11	6	8	14
Stepfamily	16	14	11	3	2	5
Traditional family	59	69	78	-9	-10	-19

## Measurement of the impact of composition effects on the family structures of immigrants and descendants

	Explained gap	Unexplained gap	Total gap
<b>SPAIN</b>			
Single-parent family	2	-5	-3
Stepfamily	0	-1	-1
Traditional family	-2	6	4
<b>ITALY</b>			
Single-parent family	0	-3	-3
Stepfamily	0	-5	-5
Traditional family	0	8	8
<b>PORTUGAL</b>			
Single-parent family	2	-6	-4
Stepfamily	2	-2	0
Traditional family	-4	8	4
<b>MAGHREB</b>			
Single-parent family	4	-5	-1
Stepfamily	5	-8	-4
Traditional family	-9	14	5
<b>AFRICA EXCEPT MAGHR</b>			
Single-parent family	6	8	14
Stepfamily	3	2	6
Traditional family	-9	-10	-19
<b>TURKEY</b>			
Single-parent family	3	-10	-6
Stepfamily	6	-13	-7
Traditional family	-9	23	14

**IMMIGRANTS**

## Measurement of the impact of composition effects on the family structures of immigrants and descendants

	Explained gap	Unexplained gap	Total gap
<b>SPAIN</b>			
Single-parent family	0	0	0
Stepfamily	0	-1	-1
Traditional family	0	1	1
<b>ITALY</b>			
Single-parent family	0	0	0
Stepfamily	0	1	0
Traditional family	0	0	0
<b>PORTUGAL</b>			
Single-parent family	-1	-1	-2
Stepfamily	0	-2	-2
Traditional family	0	3	3
<b>MAGHREB</b>			
Single-parent family	3	3	5
Stepfamily	2	-6	-4
Traditional family	-5	3	-2
<b>AFRICA EXCEPT MAGHR</b>			
Single-parent family	6	14	20
Stepfamily	0	-3	-3
Traditional family	-6	-11	-17
<b>TURKEY</b>			
Single-parent family	4	-7	-3
Stepfamily	2	-10	-8
Traditional family	-6	16	11

**DESCENDANTS**





***SITUATION IN THE COUNTRIES OF ORIGIN***

# IPUMS-International

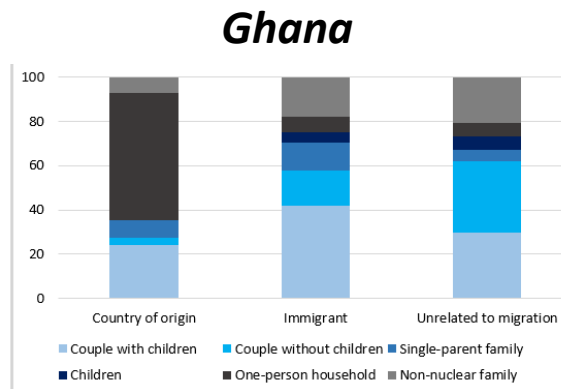
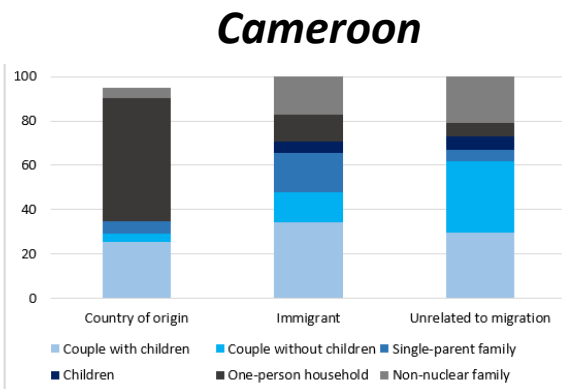
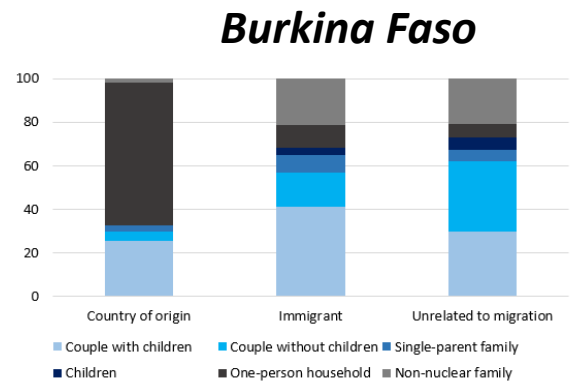
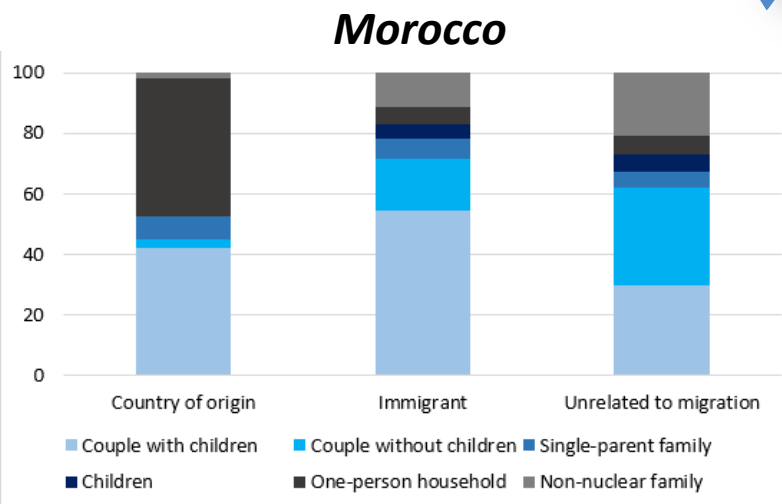
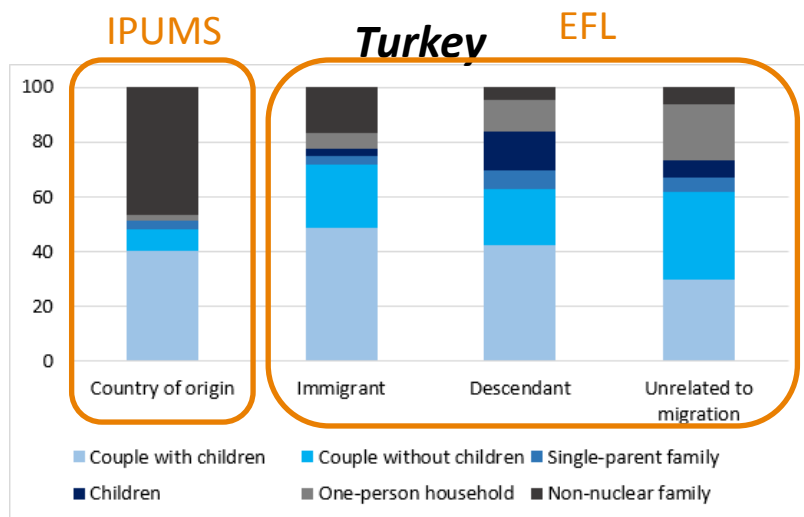
- IPUMS: Integrated Public Use Microdata Series
- Provides census samples from 55 countries
- Harmonizes data to allow comparisons by country and over time
- No data on the family type, but on the household structure → comparisons with EFL

Family type (EFL 2011)	Household structure (IPUMS)
Single-parent family	Single-parent with children
Stepfamily	Couple with children
	Couple without children
Traditional family	One-person household
	Children
	Composite household

## IPUMS-International : limitations of comparisons

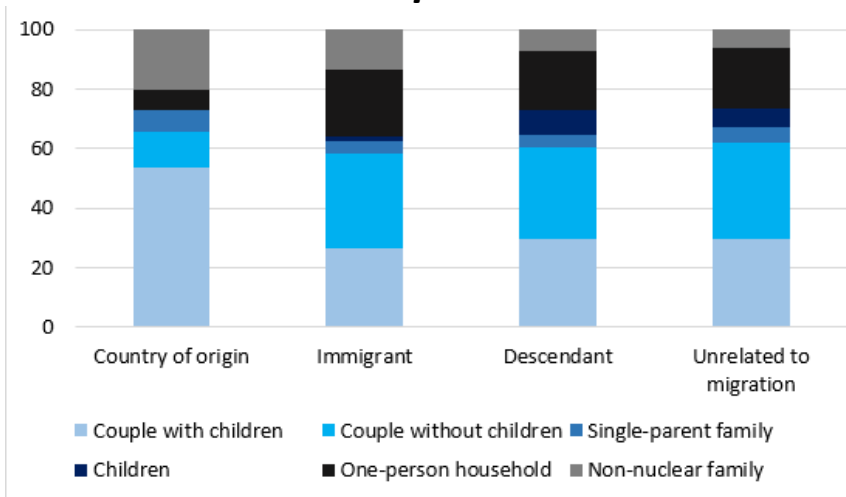
- Data only available for a few African countries (Morocco, Burkina Faso, Cameroon and Ghana). No data on these countries in EFL → use of French census 2011 (immigrants only)
- Older data (from 2000 to 2011)
- The composite households are not defined in the same way from EFL and IPUMS → IPUMS definition applied to EFL

# IPUMS-International and the Family and Housing Survey (EFL): household structure (country of origin and France)

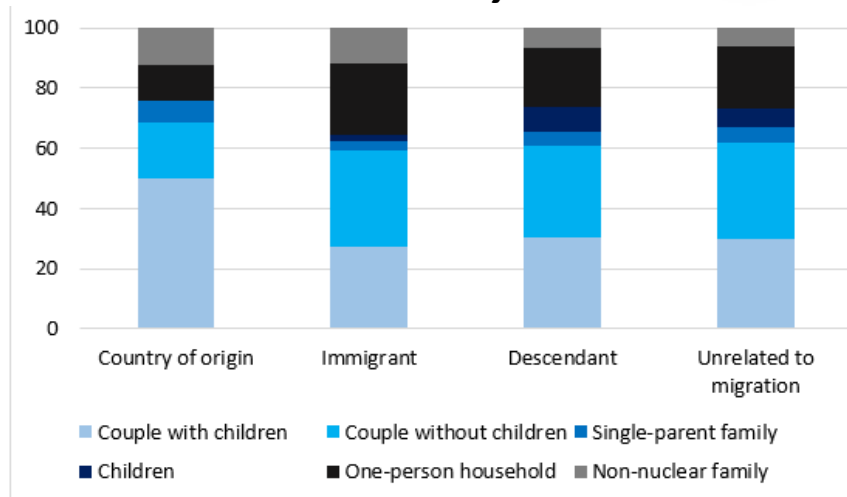


# IPUMS-International and the Family and Housing Survey (EFL): household structure (country of origin and France)

## Spain

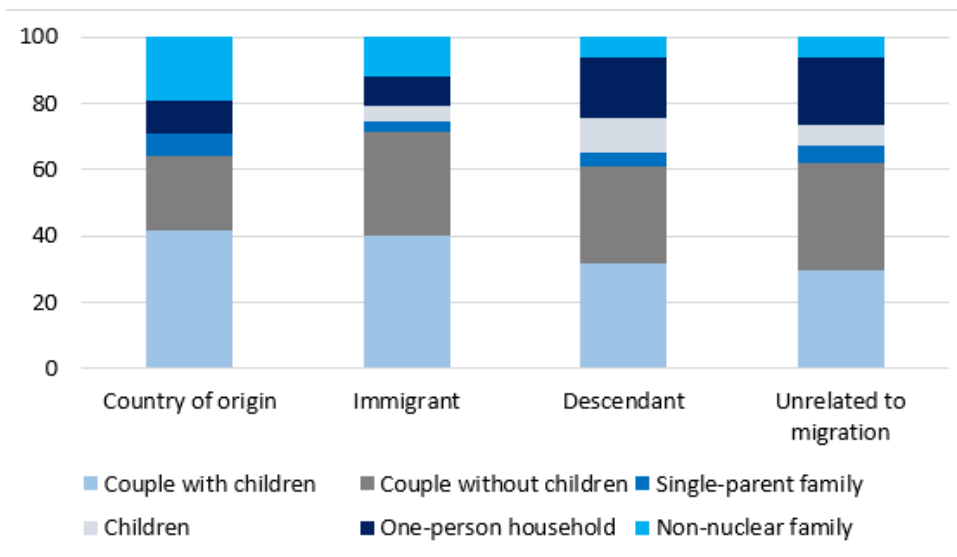


## Italy



# IPUMS-International and the Family and Housing Survey (EFL): household structure (country of origin and France)

## *Portugal*



## Conclusion

- Two groups can be distinguished regarding their family structure:
  - Southern Europe and to a lesser extent Maghreb, whose profiles are **close to the ones of the population unrelated to migration**
  - Africa (except Maghreb) and Turkey, which have their **own profile**
- Most of the discrepancies in family types come from **unexplained factors**, including the origin itself. The unexplained factors are less significant for the descendants
- Despite the effects of origin, the family structure of immigrants, and even more for the descendants, is generally **more similar to the one of the persons of the host country than of the country of origin**
- Hypotheses:
  - immigrants have adapted themselves to the host country
  - they are initially selected within their country of origin because of their socio-demographic characteristics and family conceptions close to the host country

**THANKS FOR YOUR ATTENTION**