

Measuring International Migration- Related SDGs with U.S. Census Bureau Data

Jason Schachter and Megan Benetsky
Population Division
U.S. Census Bureau

International Forum on Migration Statistics
Session on SDGs
January 16-17, 2018

This presentation is released to inform interested parties of ongoing research and to encourage discussion of work in progress. Any views expressed are those of the authors and not necessarily those of the U.S. Census Bureau.

Summary of U.S. Census Bureau Data on the Foreign Born

American Community Survey (ACS)

- Implemented in 2005, estimates released annually
- Large sample size allows for studying small levels of geography
- Relevant questions: country of birth, U.S. citizenship status, year of naturalization, year of entry, residence one year ago, race, ethnicity, language spoken at home

Current Population Survey (CPS)

- Primary data source for U.S. labor force statistics
- Began in 1940's so allows for time series analyses
- Contains most foreign born items in ACS plus parental place of birth & reason for moving

Survey of Income and Program Participation (SIPP)

- Longitudinal survey; each panel is about four years long
- Relevant questions: whether born in U.S., citizenship status
- Topical module contains information on immigration status upon entry to the U.S., whether and when status changed to permanent resident, country of previous home

National Crime Victimization Survey (NCVS)

- Nationally representative sample of about 90,000 households collected annually by the Bureau of Justice Statistics
- Collects information on non-fatal personal crimes (i.e. robbery, rape, assault) and household property crimes (i.e. theft, car theft)
- Added a citizenship question in 2016

Administrative Data

- National Center for Health Statistics
 - Register data on births by mother's nativity status and deaths by nativity status; cause of death
 - Nativity defined by country of birth
 - Needed to develop nativity-specific life tables
- Numeric Identification data (Numident)
 - Social Security Administration data linked to other administrative sources
 - Includes data on country of birth
 - Example: linked to Internal Revenue Service data to estimate internal migration of foreign born

Measurement of Migratory Status

Foreign Born

- U.S. Census Bureau defines the foreign born as anyone who is not a U.S. citizen at birth
- Foreign-born population includes naturalized U.S. citizens, lawful permanent residents, temporary migrants, humanitarian migrants, and unauthorized migrants
- U.S. Census Bureau identifies the foreign born in survey data based on a citizenship question

ACS Questions

7 Where was this person born?

In the United States – *Print name of state.*

Outside the United States – *Print name of foreign country, or Puerto Rico, Guam, etc.*

8 Is this person a citizen of the United States?

Yes, born in the United States → *SKIP to 10a*

Yes, born in Puerto Rico, Guam, the U.S. Virgin Islands, or Northern Marianas

Yes, born abroad of U.S. citizen parent or parents

Yes, U.S. citizen by naturalization – *Print year of naturalization* ↙

No, not a U.S. citizen

9 When did this person come to live in the United States? *Print numbers in boxes.*
Year

Examples of International Migration-Related SDG Indicators Measurable with U.S. Census Bureau Data

Sustainable Development Goal Indicators

- **1.2.1: National poverty line**
- 1.3.1: Social protection systems (utilization)
- 1.4.1: Access to basic services
- 2.3.2: Income of *small-scale* food producers
- 3.1.1: Maternal mortality data
- 3.2.1: Under-five mortality
- 3.7.2: Adolescent birth rate
- **3.8.2: Health insurance coverage**

Indicators

- **4.3.1: Participation rate of youth and adults in formal education**
- 5.2.1 and 5.2.2: Proportion of women subjected to physical, sexual, *or psychological* violence
- 5.5.2: Proportion of women in managerial positions
- 8.5.1: Average earnings of female and male employees
- **8.5.2: Unemployment rate**

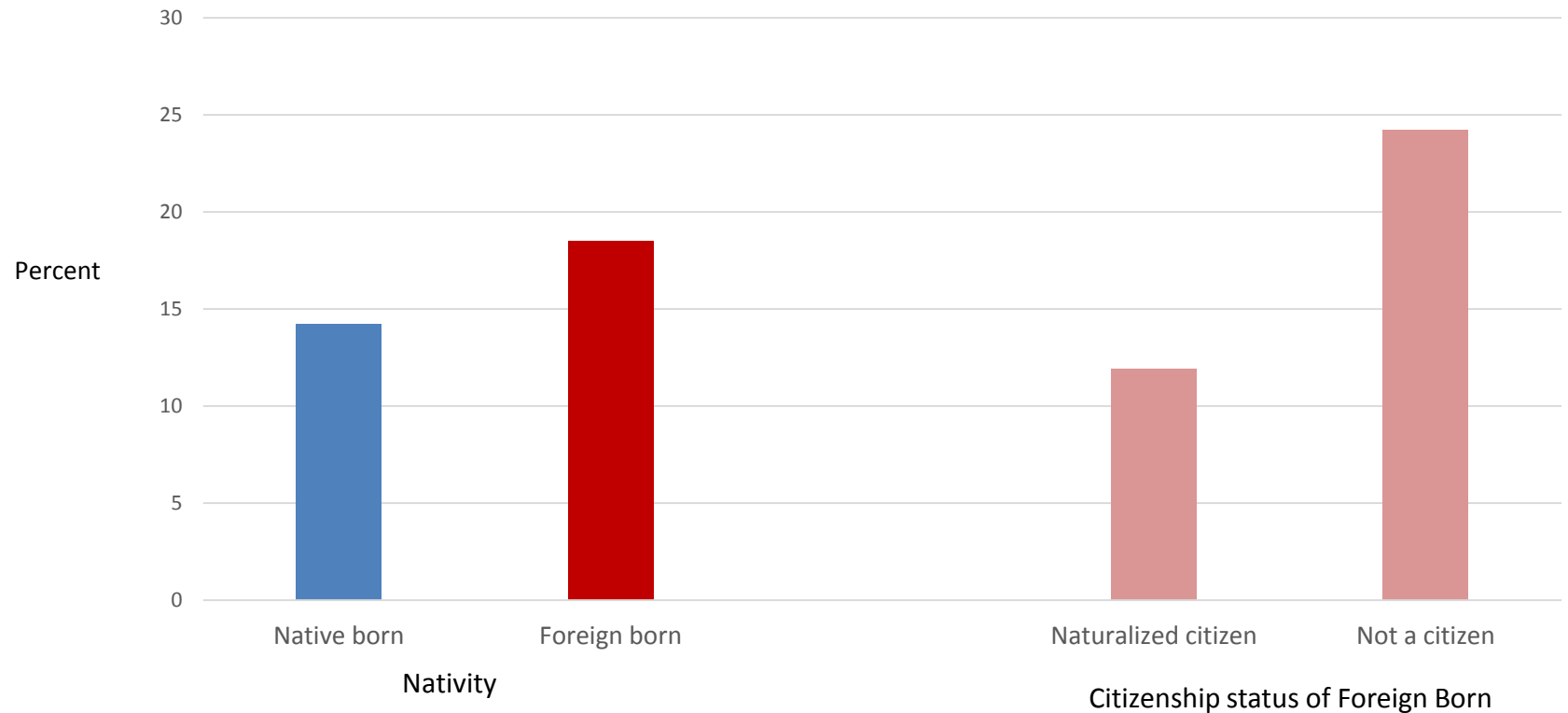
Indicators

- 8.6.1: Proportion of youth (aged 15-24) not in education, employment, or training
- 8.10.2: Proportion of adults with a bank account (*assets from interest*)
- 10.2.1: Proportion of people living below 50 percent of median income
- 10.3.1: Proportion of population having felt discriminated against or harassed (*limited measurement*)
- 17.8.1: Proportion of individuals using the internet

Selected SDG Indicators by Migratory Status

Indicator 1.2.1 Proportion of Population Living below the National Poverty Line

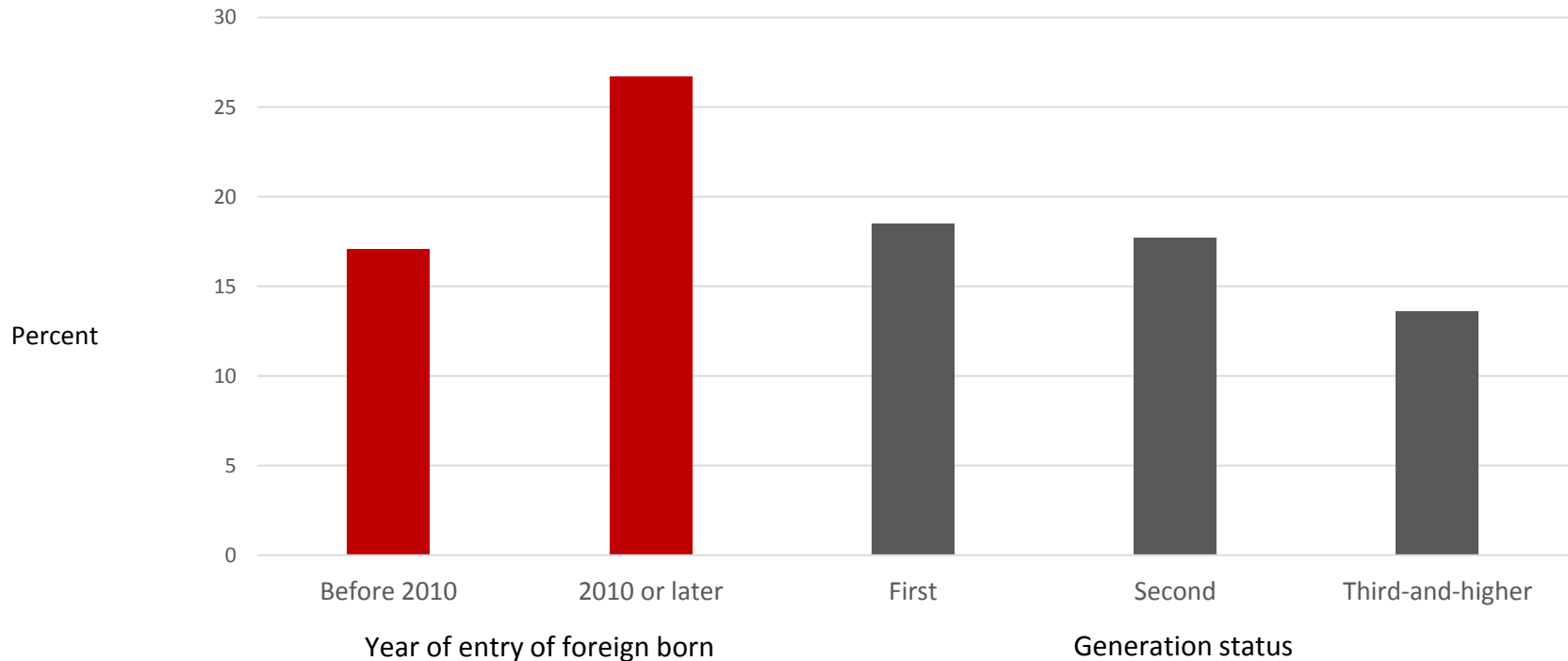
Percent Below Poverty Line by Nativity and Citizenship Status: 2015



Source: U.S. Census Bureau, Current Population Survey, Annual Social and Economic Supplement, 2015.

Indicator 1.2.1, continued

Percent Below Poverty Line by Year of Entry and Generation: 2015

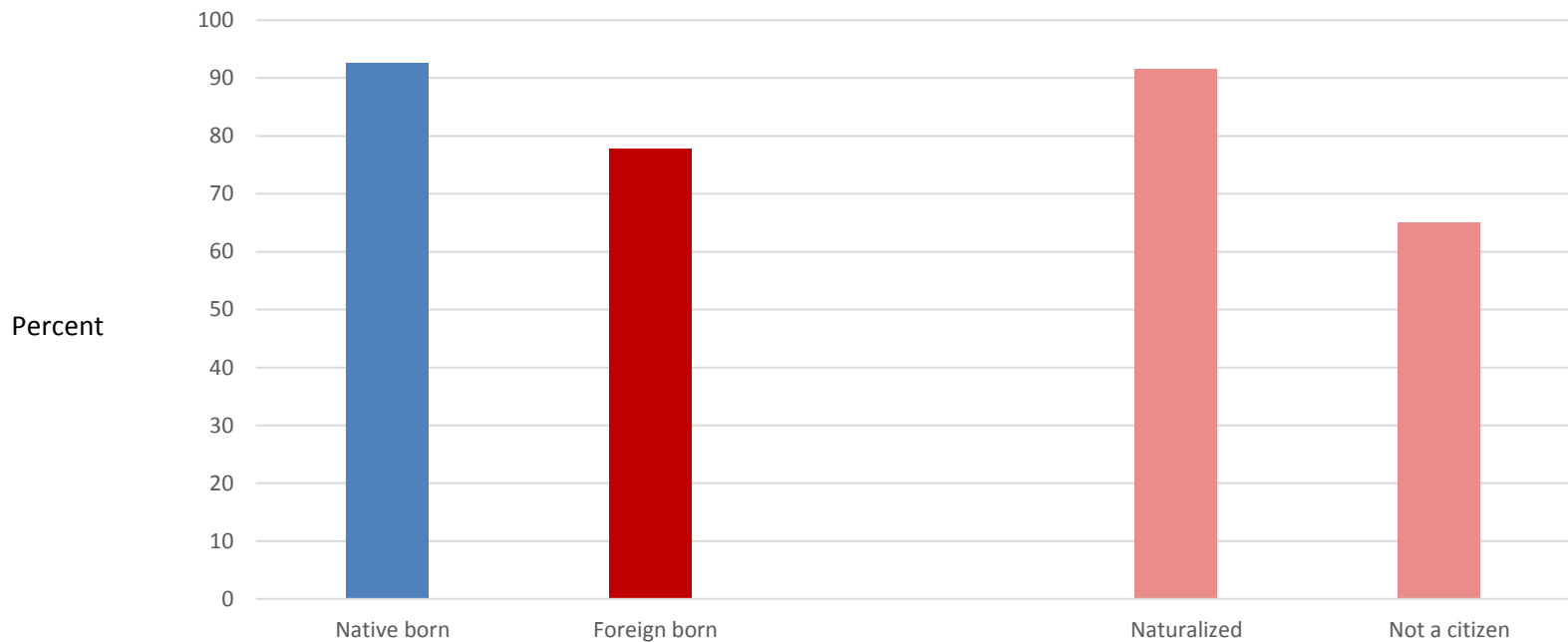


Source: U.S. Census Bureau, Current Population Survey, Annual Social and Economic Supplement, 2015.

Note: The before 2010 and second generation are not significantly different, and the first and second generation are not significantly different.

Indicator 3.8.2 People covered by Health Insurance

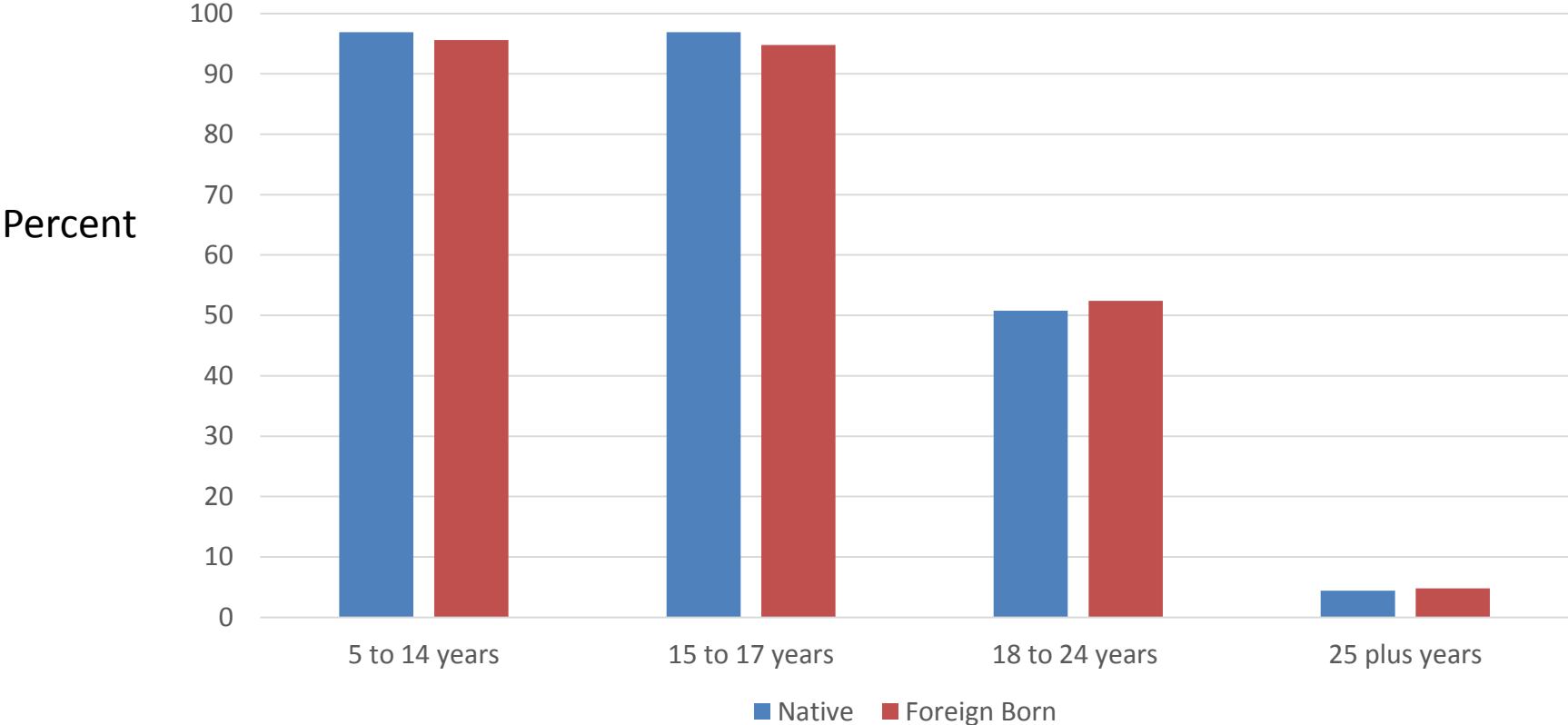
Percent Covered by Health Insurance by Nativity and Citizenship: 2015



Source: U.S. Census Bureau, 2015 American Community Survey 1-Year Estimates

Indicator 4.3.1 Participation of Youth and Adults in Formal Education

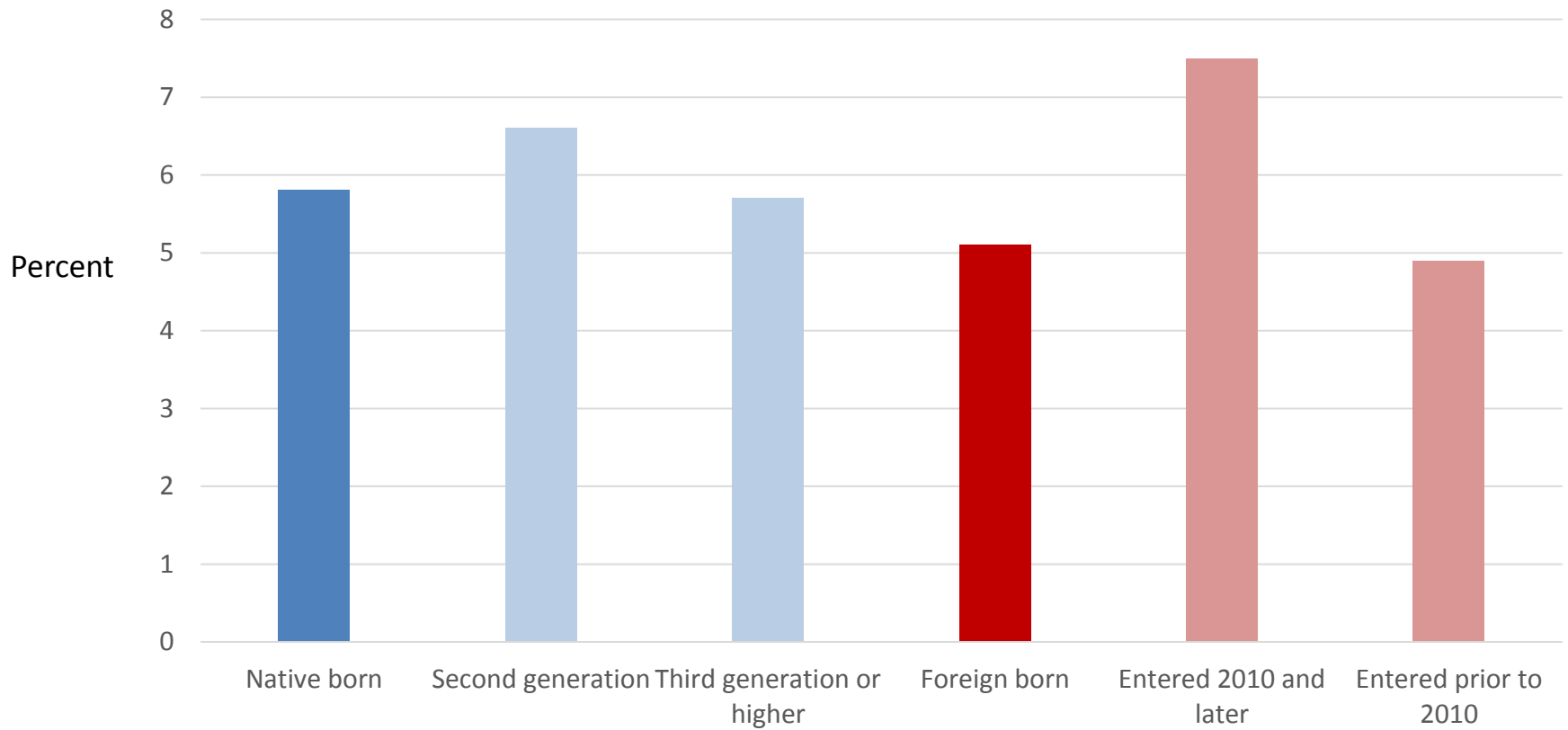
Percent Age 5 and Older Enrolled in School by Age and Nativity: 2015



Source: U.S. Census Bureau, 2015 American Community Survey 1-Year data

Indicator 8.5.2 Percent Unemployed

Percent Unemployed by Nativity, Generation, and Year of Entry, Age 16 and Older: 2015



Source: U.S. Census Bureau, Current Population Survey, Annual Social and Economic Supplement, 2015.

Challenges

- Decentralized Federal statistical system
 - Census Bureau, Bureau of Labor Statistics, Department of Homeland Security, State Department, Department of Justice, etc.
- Difficult-to-count groups
 - Sample size limitations
 - Non-response
 - Legal status not collected on most census data
 - Refugees
 - Irregular migrants
 - Estimates from DHS
- Measurement of emigration
 - Foreign born
 - Residual method
 - Native born
 - International data sources

Developing work to address some of these challenges

- Data Integration
 - Linking Census to Administrative Data
 - Census, IRS (geography), SSA (country of origin)=DCF (Demographic Characteristics File)
 - State Department (refugee data)
- Modeling
 - Assign refugee status on ACS from administrative data (direct data linkage or probabilistic matching/imputation)
 - Subnational geographic distribution
 - Combine ACS (larger geographies) and administrative data (smaller geographies)
- Improvements to emigration methodology
 - Nativity-specific survival rates
 - Different country of origin groupings
 - Use of pooled 1-year ACS files
- International Coordination
 - Better access to international data
 - North American Working Group– methodological and data exchange
 - UN Task Forces–e.g. ILO working group on labor migration

Thank you!

Jason Schachter and Megan Benetsky

Population Division

U.S. Census Bureau

Jason.P.Schachter@census.gov

Megan.Benetsky@census.gov