



**“Measurements of Jordanian  
Abroad and non Jordanians in  
Jordan**

## Current Situation

The geographic location occupied by Jordan at the confluence of the three continents of the ancient world has been an important and distinct place and has made it a gateway to many population movements, whether in times of peace or conflict since ancient times.

Jordan has traditionally been a migrant receiving and sending country. Gaining almost more than three and half million people during the second half of the previous century, an average of about 45,000 per annum and losing more than half a million. Inflow of labor migrants from the neighboring countries – mainly from Egypt- to Jordan has grown since the mid-1970s and accelerated during the 1980s and 1990s. Iraqis came in the large numbers after the Second Gulf War in 1991, and many of them used Jordan as a passage to reach other countries of destination. The Gulf Crisis caused the return of about 300 thousand of Jordanians from the Arab Gulf states.

## Current Situation

As a result of the Syrian crises, Jordan received more than one and half million migrants

All these migratory movements had impact on different aspects of the country, mainly on the economy, labor market, infrastructure, social structure and other aspects.

However, the last three decades had witnessed some major changes in external migration levels and patterns. 'The streams of migration had significantly fluctuated and there had been dramatic shifts in the volume and direction of migration streams'

## Non - Jordanian population by nationality Census - 2015

Nationality	Sex		
	Male	Female	Total
Jordanian	<b>3368042</b>	<b>3245545</b>	<b>6613587</b>
Syrians	628,226	637,288	1,265,514
Egyptians	523,634	112,636	636,270
Palestinians	349,062	285,120	634,182
Iraqis	66,019	64,892	130,911
Yemenis	18,756	12,407	31,163
Libyans	13,575	9,125	22,700
Other nationalities	79,510	117,875	197,385
<b>Total Non - Jordanian</b>	<b>1,678,782</b>	<b>1,239,343</b>	<b>2,918,125</b>
<b>Total Kingdom</b>	<b>5,046,824</b>	<b>4,484,888</b>	<b>9,531,712</b>

***Estimated population of the Kingdom by the High-Basic Scenario (Continuation of Current Conditions) during (2015-2050).***

Total	Nationality		Year
	Non-Jordanians	Jordanians	
9,401,993	2,890,138	6,511,855	2015
10,466,345	3,178,857	7,287,488	2020
11,641,209	3,508,885	8,132,324	2025
12,919,279	3,880,622	9,038,657	2030
14,275,995	4,292,926	9,983,069	2035
15,727,857	4,763,274	10,964,583	2040
17,306,979	5,300,094	12,006,885	2045
19,042,373	5,913,070	13,129,303	2050

***Estimated population of the Kingdom by the Medium Scenario during (2015-2050)***

Total	Nationality		Year
	Non-Jordanians	Jordanians	
9,401,992	2,890,137	6,511,855	2015
10,294,911	3,054,097	7,240,814	2020
11,188,353	3,239,395	7,948,958	2025
11,995,549	3,385,627	8,609,922	2030
12,394,488	3,157,883	9,236,605	2035
12,778,164	2,934,233	9,843,931	2040
13,136,053	2,714,931	10,421,122	2045
13,447,942	2,500,244	10,947,698	2050

***Estimated population of the Kingdom by the Low Scenario  
during (2015-2050)***

Total	Nationality		Year
	Non-Jordanians	Jordanians	
9,401,992	2,890,137	6,511,855	2015
10,044,153	2,817,574	7,226,579	2020
10,644,336	2,753,048	7,891,288	2025
11,145,040	2,670,790	8,474,250	2030
11,614,924	2,600,609	9,014,315	2035
12,077,487	2,533,184	9,544,303	2040
12,515,598	2,468,661	10,046,937	2045
12,901,390	2,407,186	10,494,204	2050

## **Sources of migration Statistics in Jordan**

1. Department of Statistics
2. Ministry of Labour
3. Ministry of Interior
4. Public Security Department
5. Intelligence Department
6. Department of Borders and Resident
7. Social Security Corporation
8. The Central Bank of Jordan
9. Civil Status Department
10. Ministry of Foreign and Expatriate affairs



## The outlook for migration statistics in Jordan

- Data and indicators on migration are available from censuses and surveys conducted by the Department of Statistics.
- The surveys conducted are not the primary objective of studying migration in Jordan.
- Migration data are not available periodically or annually through surveys.

## Migration questions for the 2015 census form

211	212	213	214	215	216
<b>Residency of mother at the birth of (person's name)</b>	<b>Usual residency place of (person's name)</b>	<b>Residency period in full years in current place for Jordanians and in Jordan for Non -Jordanians</b>	<b>Previous Usual residency place of (person's name)</b>	<b>Place of residency of (person's name) in November 2014?</b>	<b>Main Reason for coming to Jordan (for Non-Jordanians) &amp; reason of Residency outside Jordan for (Jordanians)</b>
<b>Inside Jordan:</b>	<b>Inside Jordan:</b>		<b>Inside Jordan:</b>	<b>Inside Jordan:</b>	
<b>Name of Governorate:</b>	<b>Name of Governorate:</b>		<b>Name of Governorate:</b>	<b>Name of Governorate:</b>	<b>1.absence of safety/Armed conflict in his original country→ continue</b>
<b>Outside Jordan:</b>	<b>Outside Jordan:</b>		<b>Outside Jordan:</b>	<b>Outside Jordan:</b>	
<b>Name of the country</b>	<b>Name of the country</b>		<b>Name of the country</b>	<b>Name of the country</b>	<b>Move to 221 if the age is 4+</b>
					<b>Otherwise move to next person</b>

202	217	218	219	220	
<b>Series No. for the individual</b>	<b>Refugee status (fro non-Jordanians)</b>				
	<b>Is (person name) consider him/her self in a refugee status?</b>	<b>Is (person name) registered in the records of the Jordanian government or (UNHCR)?</b>	<b>The name of the country (person name) came from?</b>	<b>The date of (person name) arrival to Jordan as a refugee?</b>	
	<b>1.Yes→ continue</b> <b>2.No</b> <b>8.I don't know</b>  <b>Move to 221 if the age is 4+</b>  <b>Otherwise move to next person</b>	<b>1.registered and has a document</b>  <b>2.applied for refuge</b>  <b>3.Nonregistered</b>  <b>8. I don't know</b>	<b>Enumerator: country name</b>		
				<b>Month</b>	<b>Year</b>

## Distribution of Jordanians abroad

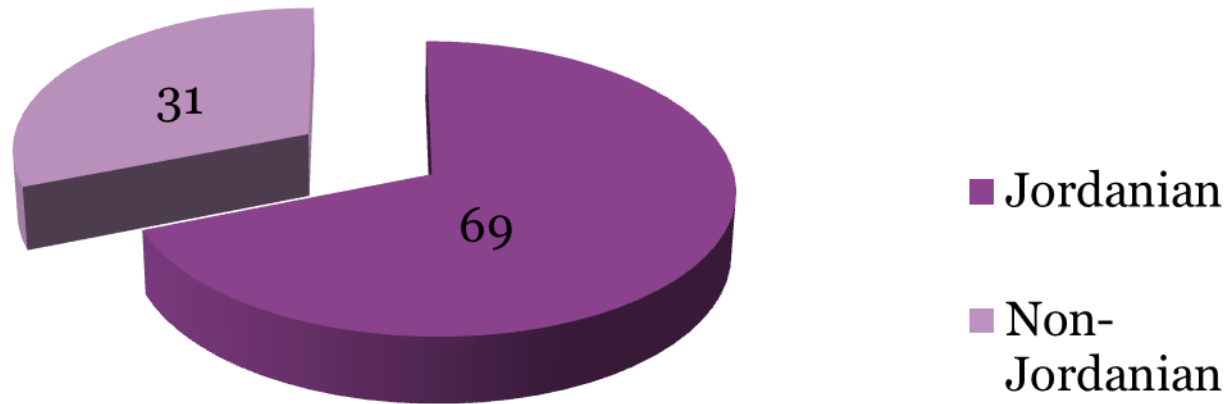
<b>Country</b>	<b>Number</b>
<b>Gulf State</b>	<b>778247</b>
<b>Arab Countries</b>	<b>28706</b>
<b>USA</b>	<b>100000</b>
<b>Other Foreign Countries</b>	<b>70924</b>
<b>Total</b>	<b>978877</b>

Source: Ministry of Foreign Affairs of Jordan 2015

## **Ezutna service**

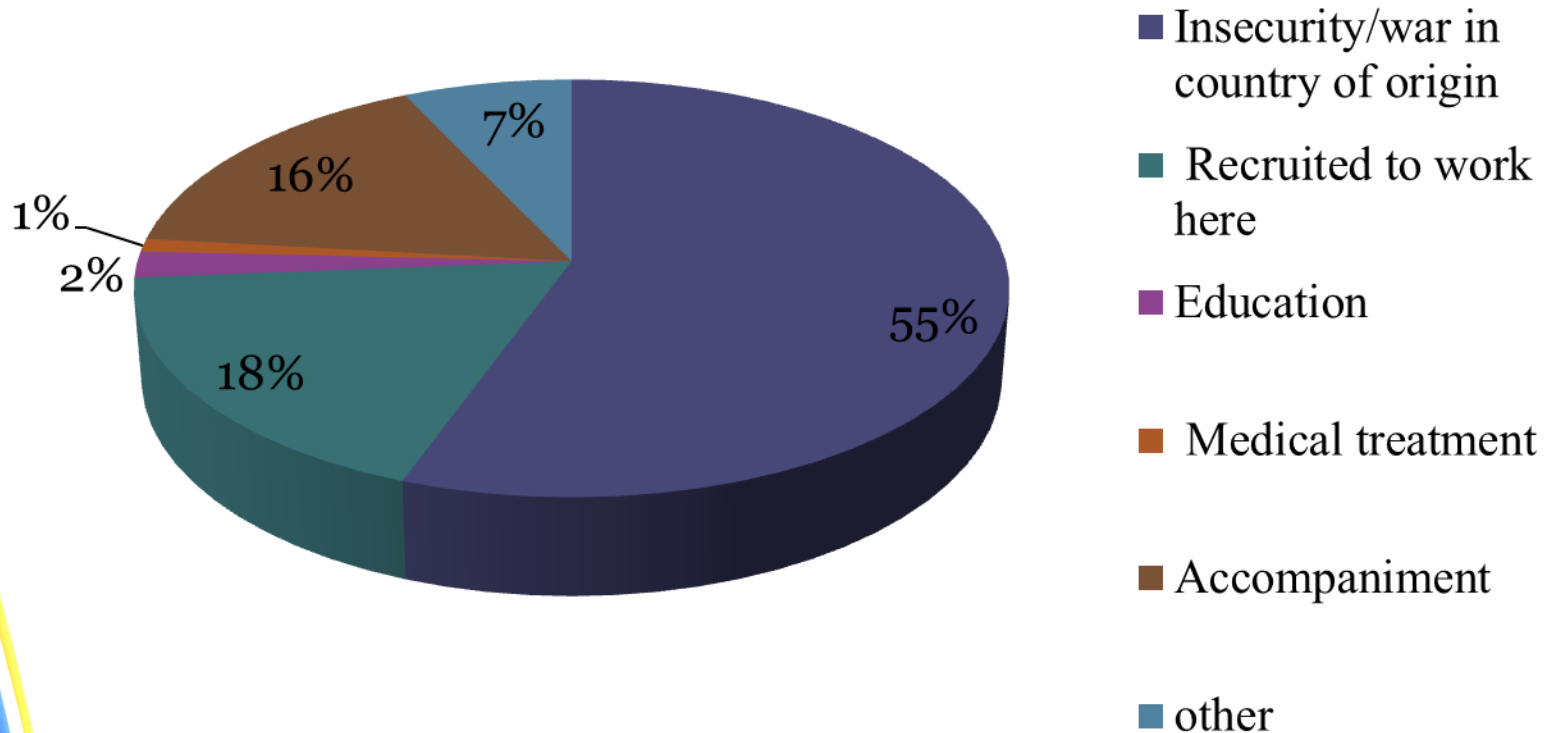
- The Ministry of Foreign and Expatriate Affairs has launched the Ezutna service in order to maintain continuous and effective contact with Jordanians abroad. It is expected that this services will provide statistical data and information about Jordanians abroad and some characteristics such as level of education, ages and other information by end of this year.
- It is expected that at the end of 2018, the largest number of Jordanians abroad will register their data, as a result of raising awareness of registration by the Ministry of Foreign Affairs through all means

## Population Inside Jordan



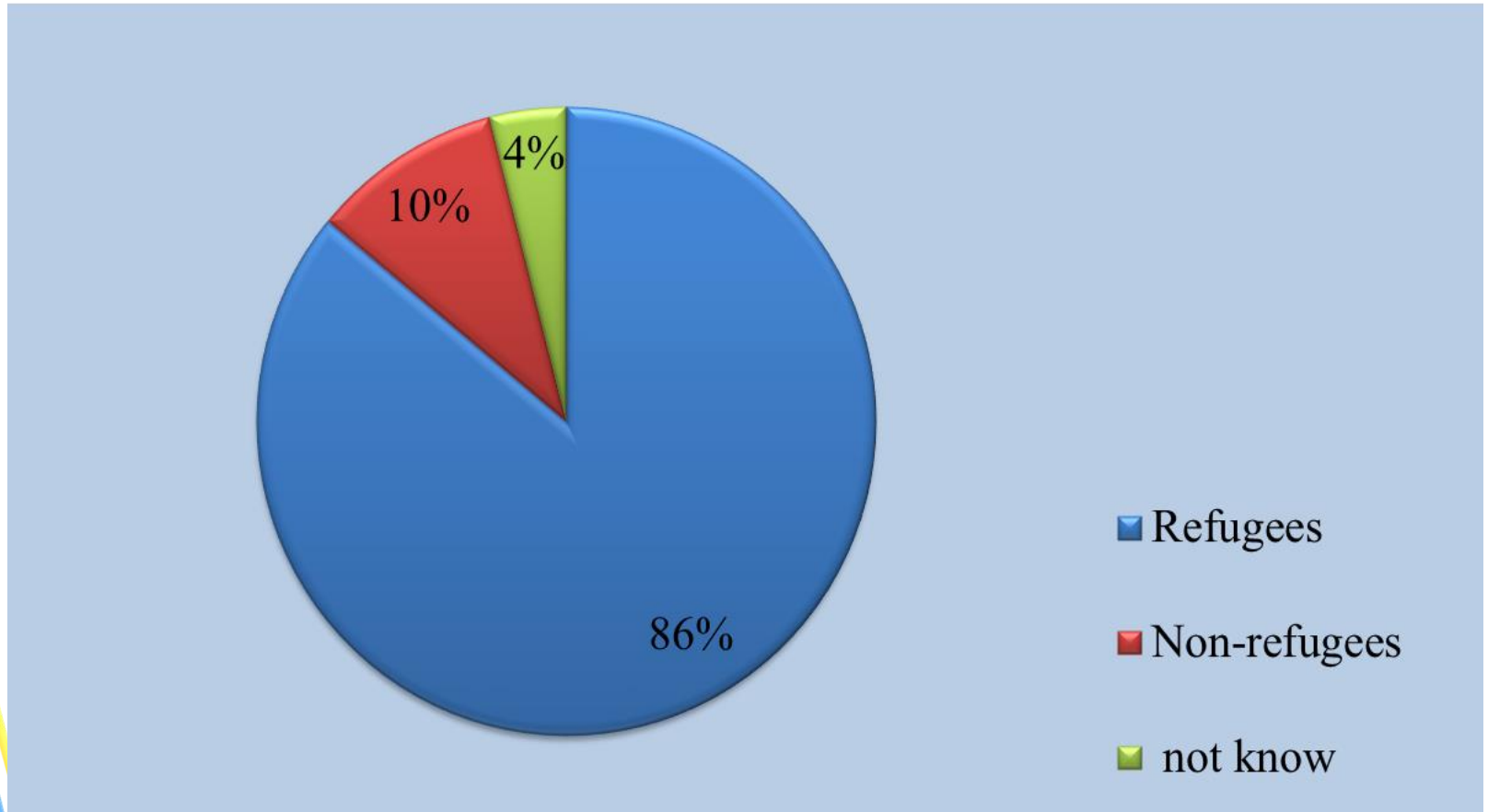
Source: DOS Censuses 2015

## Percentage rate of population by main reason for coming to Jordan , 2015



Source: DOS Censuses 2015

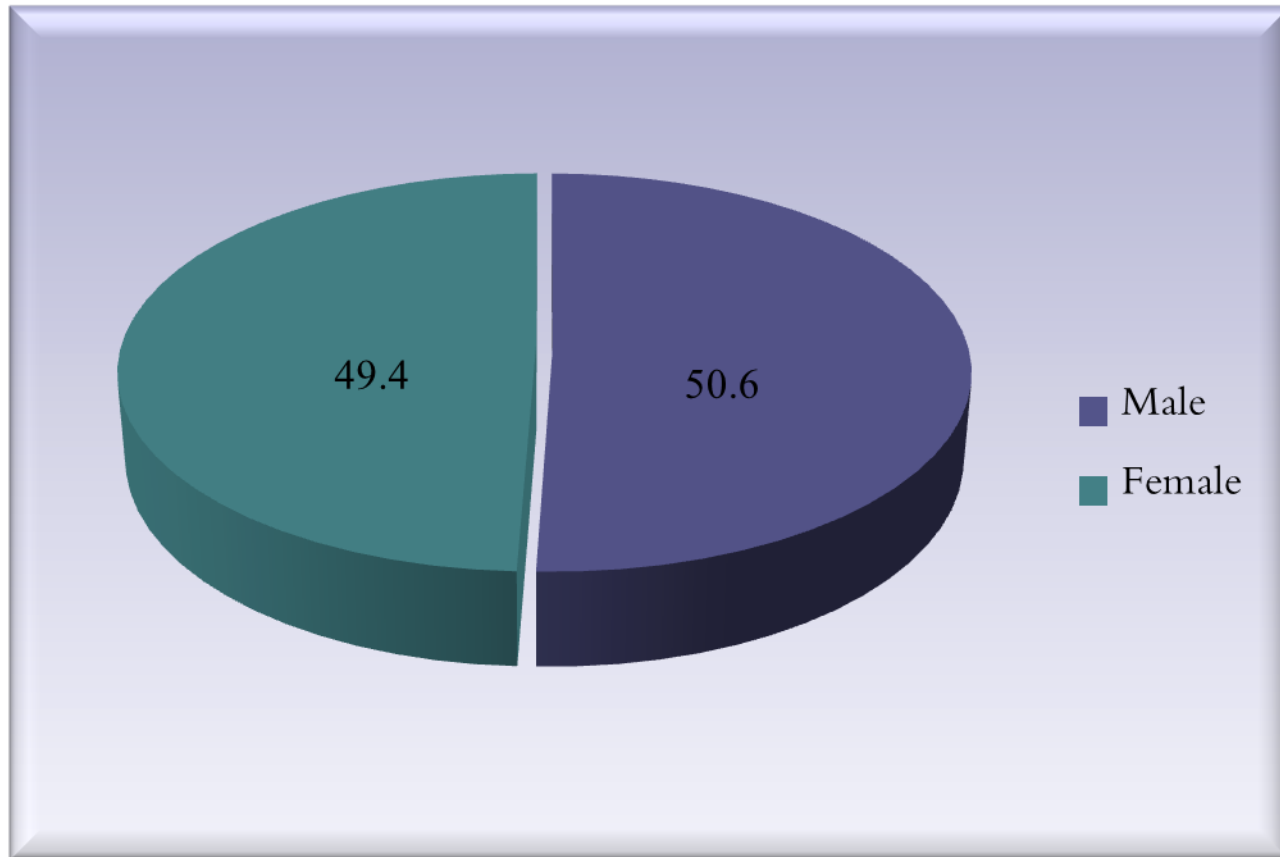
## Percentage Rate Distribution of Non-Jordanian population according to refugee status



Source: DOS Censuses 2015

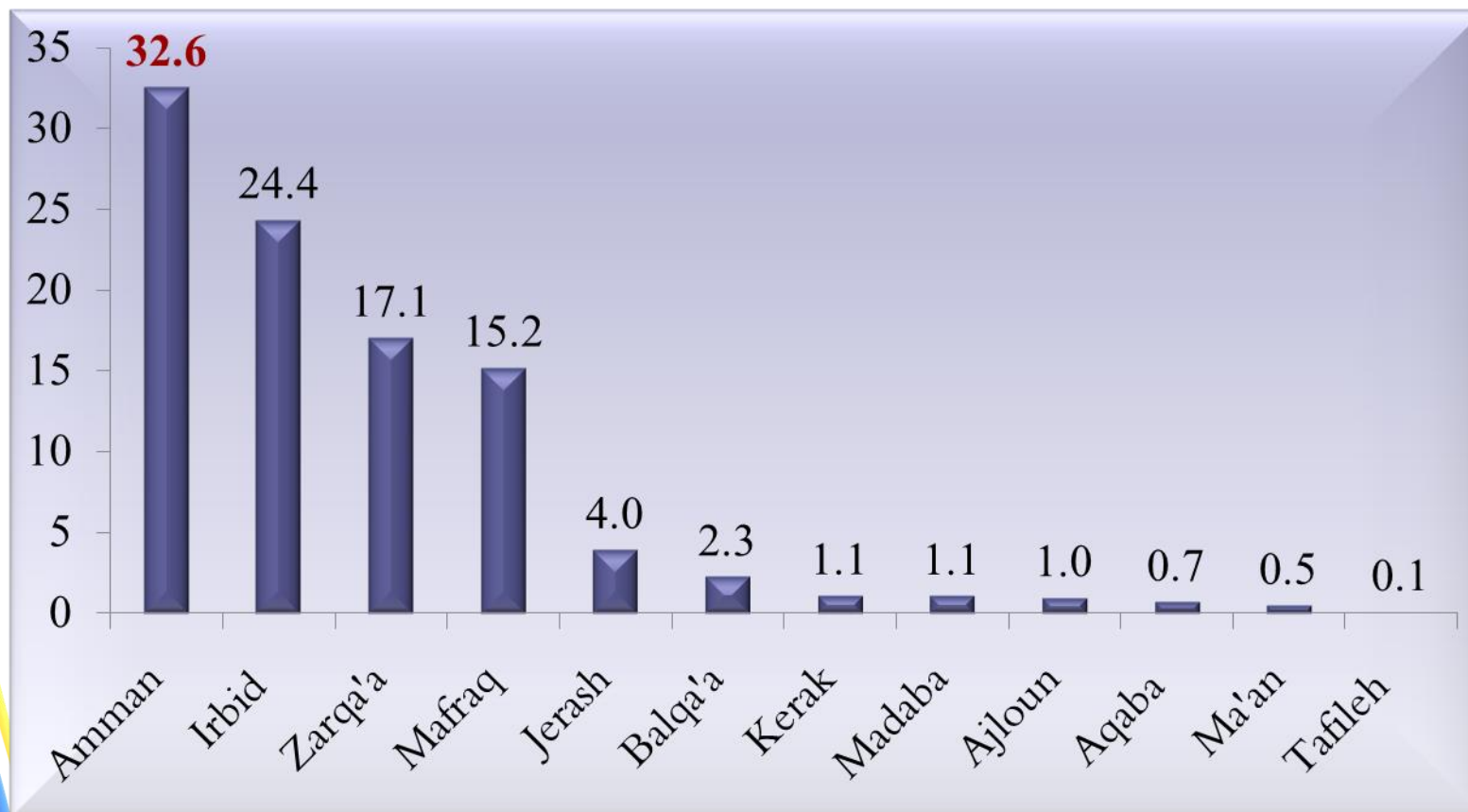


## Percentage Distribution of Refugees by Sex, 2015



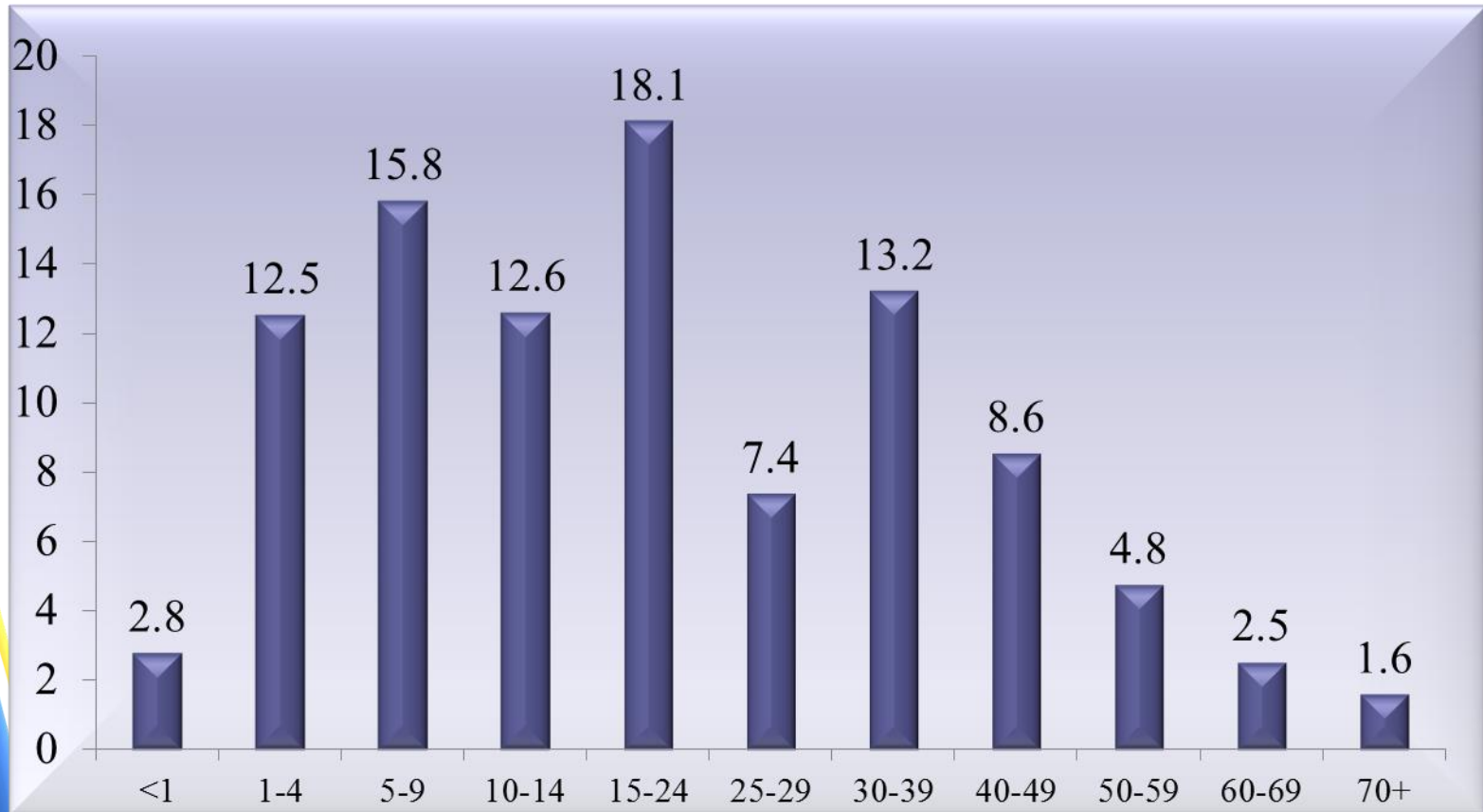
Source: DOS Censuses 2015

## Percentage Rate of Refugees by Governorate, 2015



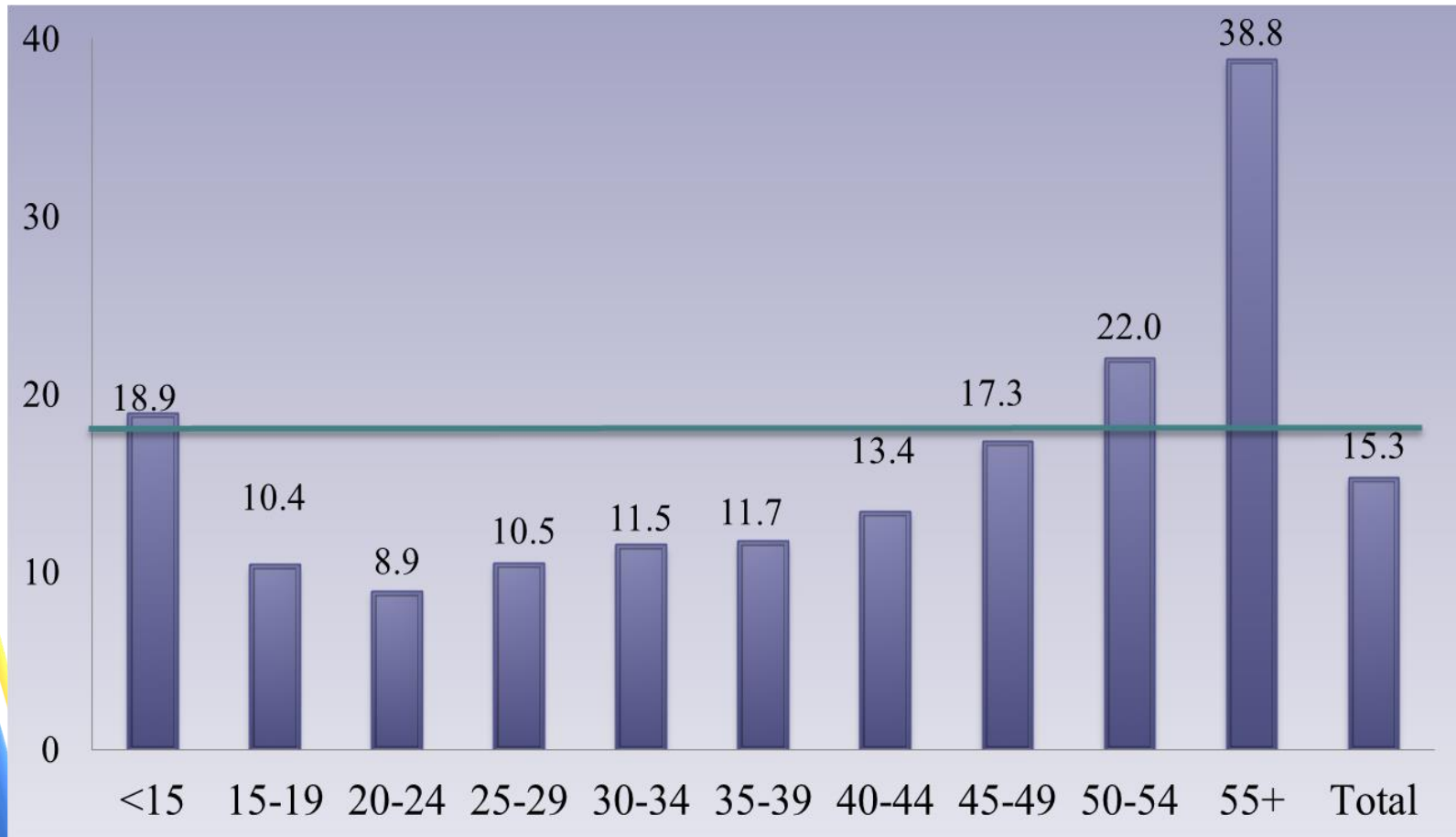
Source: DOS Censuses 2015

## Percentage Rate of Refugees by Age Group, 2015



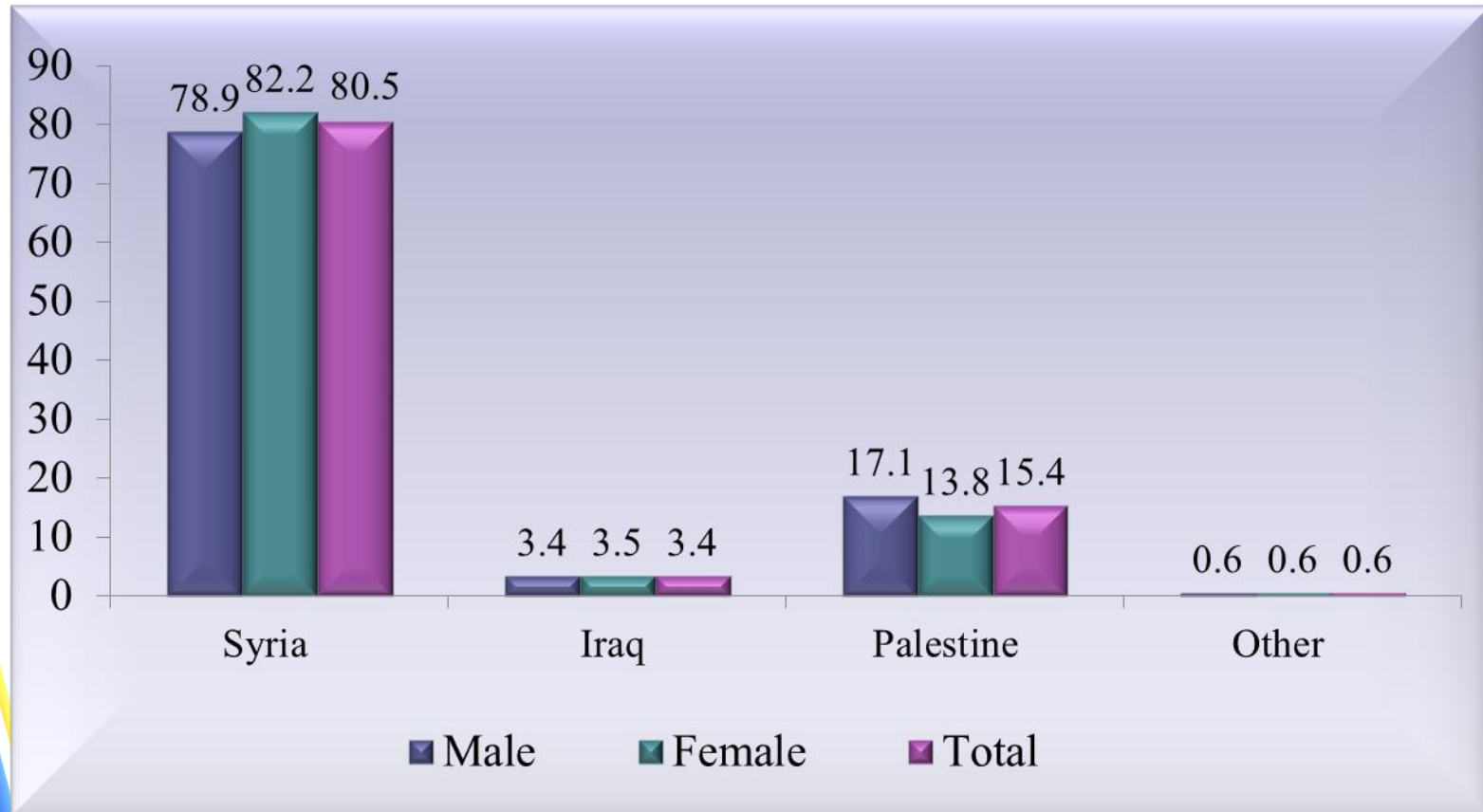
Source: DOS Censuses 2015

## Illiteracy Rate for Refugees by Age, 2015



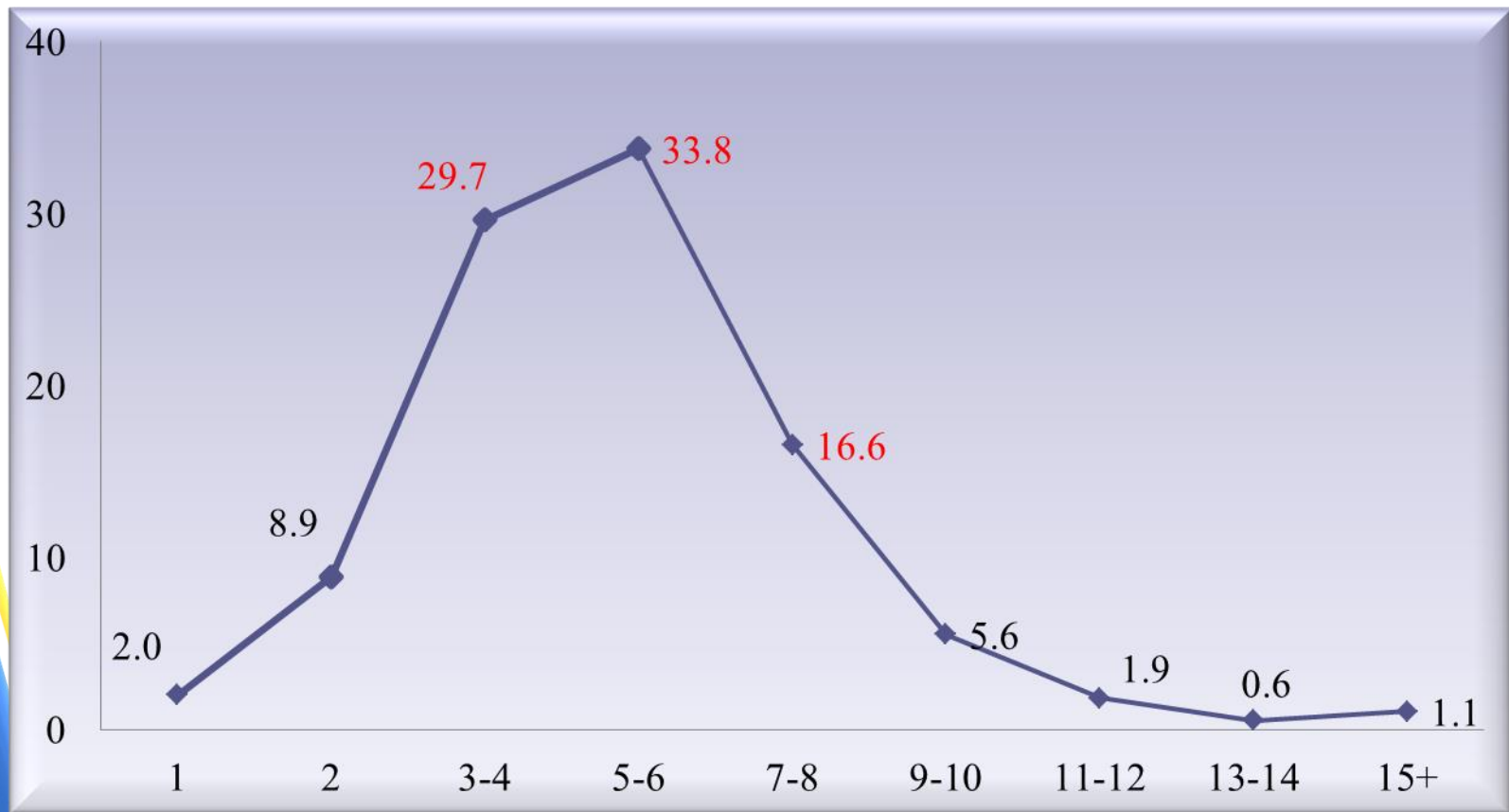
Source: DOS Censuses 2015

## Percentage Rate of Refugees by Nationality and Sex, 2015



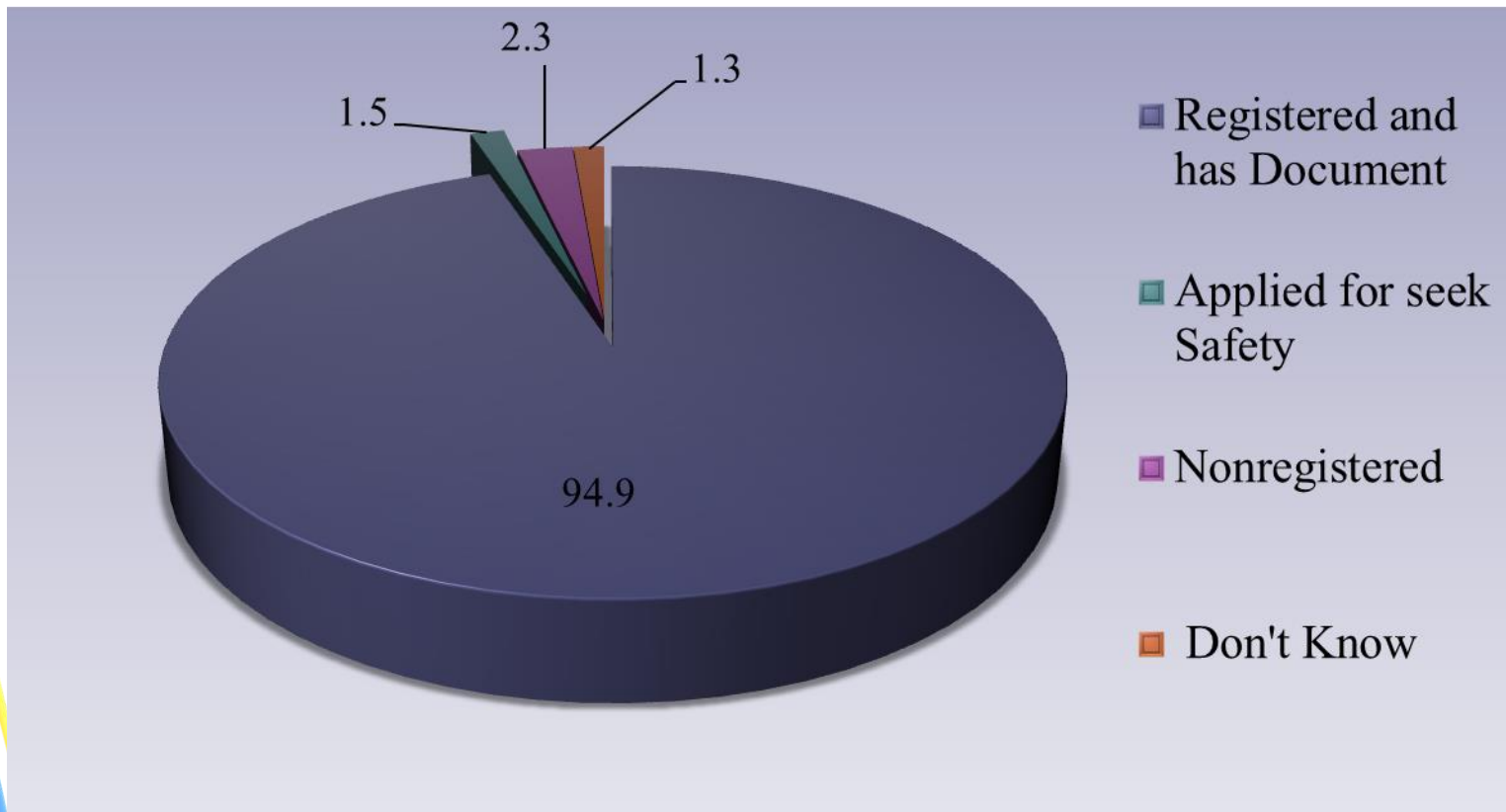
Source: DOS Censuses 2015

## Percentage Distribution for Refugees by household size, 2015



Source: DOS Censuses 2015

## Percentage Distribution of Refugees by registration status as refugee, 2015



Source: DOS Censuses 2015

# Recommendations

- The flow of migration data is based on the Department of Statistics and in coordination with all government agencies in the Kingdom.
- The Department of Statistics is the official authority to provide data on migration
- Raise the capacity of the staff in the Department and other bodies to calculate all indicators related to migration, and the subject of the development of sustainable development through workshops and specialized training for this purpose, and access to new methodologies.
- Work towards an electronic link between all national institutions dealing with migration data as well as data exchange between them.
- Coordination between various international and national agencies and institutions to standardize common methodologies, definitions.
- Provide financial support for analysis of migration data.





**Thank you**